

For Research Use Only

FOXO4 Recombinant antibody

Catalog Number: 86236-1-RR



Basic Information

Catalog Number: 86236-1-RR	GenBank Accession Number: BC106761	Purification Method: Protein A purification
Size: 100ul , Concentration: 1000 µg/ml by Nanodrop;	GeneID (NCBI): 4303	CloneNo.: 250921F4
Source: Rabbit	UNIPROT ID: P98177	Recommended Dilutions: WB: 1:1000-1:8000 IF/ICC: 1:50-1:500
Isotype: IgG	Full Name: forkhead box O4	
Immunogen Catalog Number: AG16169	Calculated MW: 505 aa, 54 kDa	
	Observed MW: 65 kDa	

Applications

Tested Applications: WB, IF/ICC, ELISA	Positive Controls:
Species Specificity: human, mouse, rat	WB : HCT 116 cells, HEK-293T cells, HuT 78 cells, Ramos cells, Jurkat cells, PC-12 cells, mouse heart tissue
	IF/ICC : HEK-293T cells,

Background Information

FOXO4, also named as AFX, AFX1 and MLLT7, is a transcription factor that is involved in the regulation of the insulin signaling pathway. It binds to insulin-response elements (IREs) and can activate transcription of IGFBP1. FOXO downregulates the expression of HIF1A and suppresses hypoxia-induced transcriptional activation of HIF1A-modulated genes. It is involved in negative regulation of the cell cycle. A chromosomal aberration involving FOXO4 is found in acute leukemias.

Storage


Storage:
Store at -20°C. Stable for one year after shipment.
Storage Buffer:
PBS with 0.02% sodium azide and 50% glycerol, pH7.3
Aliquoting is unnecessary for -20°C storage

*** 20ul sizes contain 0.1% BSA

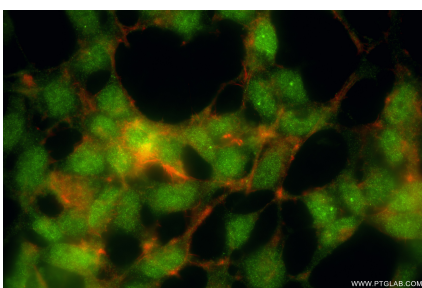
For technical support and original validation data for this product please contact:
T: 1 (888) 4PTGLAB (1-888-478-4522) (toll free in USA), or 1(312) 455-8498 (outside USA)
E: proteintech@ptglab.com
W: ptglab.com

This product is exclusively available under Proteintech Group brand and is not available to purchase from any other manufacturer.

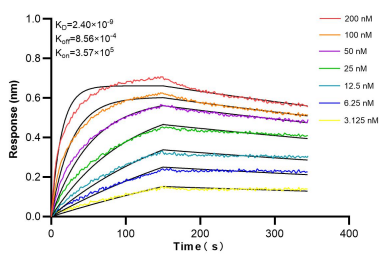
Selected Validation Data



Various lysates were subjected to SDS PAGE followed by western blot with 86236-1-RR (FOXO4 antibody) at dilution of 1:4000 incubated at room temperature for 1.5 hours.



Immunofluorescent analysis of (4% PFA) fixed HEK-293T cells using FOXO4 antibody (86236-1-RR, Clone: 250921F4) at dilution of 1:200 and CoraLite® 488-Conjugated Goat Anti-Rabbit IgG(H+L) (SA00013-2), CL594-Phalloidin (red).



Biolayer interferometry (BLI) kinetic assays of 86236-1-RR against Human FOXO4 were performed. The affinity constant is 2.40 nM.