

For Research Use Only

# JAKMIP1 Recombinant monoclonal antibody

Catalog Number: 86257-3-RR



## Basic Information

Catalog Number:

86257-3-RR

Size:

100ul, Concentration: 1000 µg/ml by Nanodrop;

Source:

Rabbit

Isotype:

IgG

Immunogen Catalog Number:

AG4816

GenBank Accession Number:

BC047075

GeneID (NCBI):

152789

UNIPROT ID:

Q96N16

Full Name:

janus kinase and microtubule interacting protein 1

Calculated MW:

73 kDa

Observed MW:

73-75 kDa

Purification Method:

Protein A purification

CloneNo.:

251026C3

Recommended Dilutions:

WB: 1:5000-1:50000

IF/ICC: 1:50-1:500

## Applications

Tested Applications:

WB, IF/ICC, ELISA

Species Specificity:

human

Positive Controls:

WB : HEK-293 cells, Jurkat cells

IF/ICC : HEK-293 cells, Jurkat cells

## Storage

Storage:

Store at -20°C. Stable for one year after shipment.

Storage Buffer:

PBS with 0.02% sodium azide and 50% glycerol, pH7.3

Aliquoting is unnecessary for -20°C storage

\*\*\* 20ul sizes contain 0.1% BSA

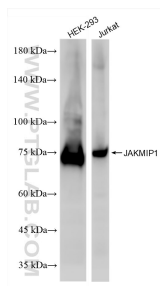
For technical support and original validation data for this product please contact:

T: 1 (888) 4PTGLAB (1-888-478-4522) (toll free in USA), or 1(312) 455-8498 (outside USA)

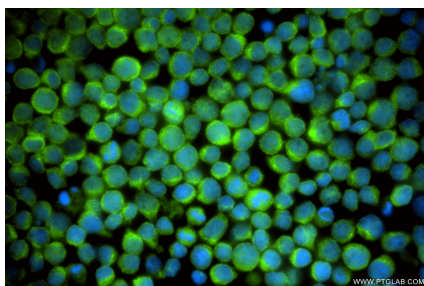
E: [proteintech@ptglab.com](mailto:proteintech@ptglab.com)  
W: [ptglab.com](http://ptglab.com)

This product is exclusively available under Proteintech Group brand and is not available to purchase from any other manufacturer.

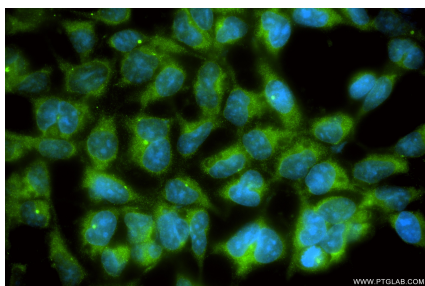
## Selected Validation Data



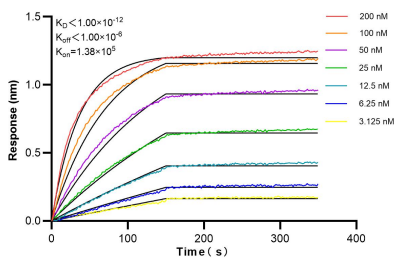
Various lysates were subjected to SDS PAGE followed by western blot with 86257-3-RR (JAKMIP1 antibody) at dilution of 1:10000 incubated at room temperature for 1.5 hours.



Immunofluorescent analysis of (4% PFA) fixed Jurkat cells using JAKMIP1 antibody (86257-3-RR, Clone: 251026C3 ) at dilution of 1:200 and CoraLite®488-Conjugated Goat Anti-Rabbit IgG(H+L) (SA00013-2).



Immunofluorescent analysis of (-20°C Methanol) fixed HEK-293 cells using JAKMIP1 antibody (86257-3-RR, Clone: 251026C3 ) at dilution of 1:200 and CoraLite®488-Conjugated Goat Anti-Rabbit IgG(H+L) (SA00013-2).



Biolayer interferometry (BLI) kinetic assays of 86257-3-RR against Human JAKMIP1 were performed. The affinity constant is below 1 pM.