

For Research Use Only

DAZL Recombinant monoclonal antibody

Catalog Number: 86344-3-RR



Basic Information

Catalog Number:

86344-3-RR

Size:

100ul, Concentration: 1000 µg/ml by Nanodrop;

Source:

Rabbit

Isotype:

IgG

Immunogen Catalog Number:

AG37074

GenBank Accession Number:

BC027595

GeneID (NCBI):

1618

UNIPROT ID:

Q92904

Full Name:

deleted in azoospermia-like

Calculated MW:

295 aa, 33 kDa

Observed MW:

37 kDa

Purification Method:

Protein A purification

CloneNo.:

251035E11

Recommended Dilutions:

WB: 1:1000-1:4000

IP: 0.5-4.0 µg for 1.0-3.0 mg of total protein lysate

IHC: 1:1000-1:4000

IF-P: 1:1000-1:4000

Applications

Tested Applications:

WB, IHC, IF-P, IP, ELISA

Species Specificity:

human, mouse, rat

Note-IHC: suggested antigen retrieval with TE buffer pH 9.0; (*) Alternatively, antigen retrieval may be performed with citrate buffer pH 6.0

Positive Controls:

WB: human testis tissue, mouse testis tissue, rat testis tissue

IP: mouse testis tissue,

IHC: mouse testis tissue, rat testis tissue

IF-P: mouse testis tissue,

Background Information

DAZL proteins are germ cell-specific RNA-binding proteins and are considered major regulators of spermatogenesis. Because DAZL is a novel protein expressed specifically in germ cells, it is widely employed as a germ cell marker. In humans, immunostaining shows DAZL is abundant in the cytoplasm of primary spermatocytes, but scarce in spermatogonia.

Storage

Storage:

Store at -20°C. Stable for one year after shipment.

Storage Buffer:

PBS with 0.02% sodium azide and 50% glycerol, pH7.3

Aliquoting is unnecessary for -20°C storage

*** 20ul sizes contain 0.1% BSA

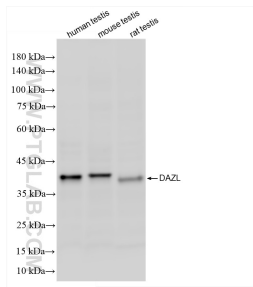
For technical support and original validation data for this product please contact:

T: 1 (888) 4PTGLAB (1-888-478-4522) (toll free in USA), or 1(312) 455-8498 (outside USA)

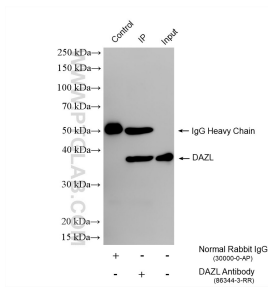
E: proteintech@ptglab.com
W: ptglab.com

This product is exclusively available under Proteintech Group brand and is not available to purchase from any other manufacturer.

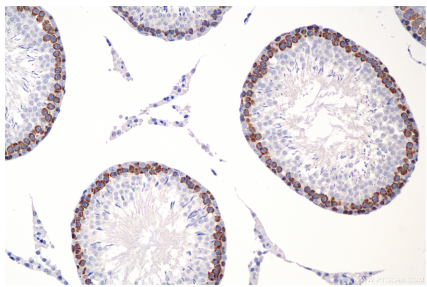
Selected Validation Data



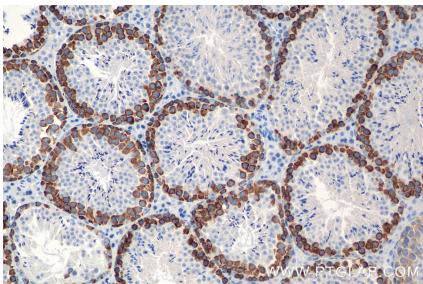
Various lysates were subjected to SDS PAGE followed by western blot with 86344-3-RR (DAZL antibody) at dilution of 1:2000 incubated at room temperature for 1.5 hours.



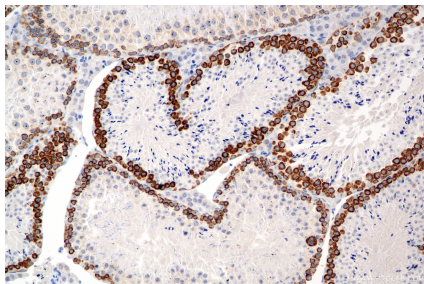
IP result of anti-DAZL (IP: 86344-3-RR, 4ug; Detection: 86344-3-RR 1:600) with mouse testis tissue lysate 1680 ug.



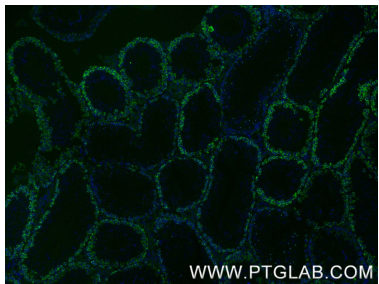
Immunohistochemical analysis of paraffin-embedded rat testis tissue slide using 86344-3-RR (DAZL antibody) at dilution of 1:2000 (under 40x lens). Heat mediated antigen retrieval with Tris-EDTA buffer (pH 9.0).



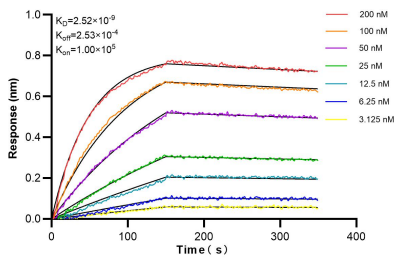
Immunohistochemical analysis of paraffin-embedded mouse testis tissue slide using 86344-3-RR (DAZL antibody) at dilution of 1:2000 (under 20x lens). Heat mediated antigen retrieval with Tris-EDTA buffer (pH 9.0).



Immunohistochemical analysis of paraffin-embedded mouse testis tissue slide using 86344-3-RR (DAZL antibody) at dilution of 1:4000 (under 40x lens). Heat mediated antigen retrieval with Tris-EDTA buffer (pH 9.0).



Immunofluorescent analysis of (4% PFA) fixed paraffin-embedded mouse testis tissue using DAZL antibody (86344-3-RR, Clone: 251035E11) at dilution of 1:2000 and CoraLite® 488-Conjugated Goat Anti-Rabbit IgG(H+L) (SA00013-2). Heat mediated antigen retrieval with Tris-EDTA buffer (pH 9.0).



Biolayer interferometry (BLI) kinetic assays of 86344-3-RR against Human DAZL were performed. The affinity constant is 2.52 nM.