

For Research Use Only

ACADSB Recombinant monoclonal antibody, PBS Only (Capture)

Catalog Number: 86538-2-PBS



Basic Information

Catalog Number: 86538-2-PBS	GenBank Accession Number: BC013756	Purification Method: Protein A purification
Size: 100ug, Concentration: 1 mg/ml by Nanodrop;	GeneID (NCBI): 36	CloneNo.: 251443E1
Source: Rabbit	UNIPROT ID: P45954	
Isotype: IgG	Full Name: acyl-Coenzyme A dehydrogenase, short/branched chain	
Immunogen Catalog Number: AG3851	Calculated MW: 432 aa, 47 kDa	

Applications

Tested Applications:
Cytometric bead array, Indirect ELISA

Species Specificity:
human

Product Information

86538-2-PBS targets ACADSB as part of a matched antibody pair:

MP02489-1: 86538-2-PBS capture and 86538-1-PBS detection (validated in Cytometric bead array)

Unconjugated rabbit recombinant monoclonal antibody in PBS only (BSA and azide free) storage buffer at a concentration of 1 mg/mL, ready for conjugation. Created using Proteintech's proprietary in-house recombinant technology. Recombinant production enables unrivalled batch-to-batch consistency, easy scale-up, and future security of supply.

This conjugation ready format makes antibodies ideal for use in many applications including: ELISAs, multiplex assays requiring matched pairs, mass cytometry, and multiplex imaging applications. Antibody use should be optimized by the end user for each application and assay.

Storage

Storage:
Store at -80°C.

Storage Buffer:
PBS only, pH7.3

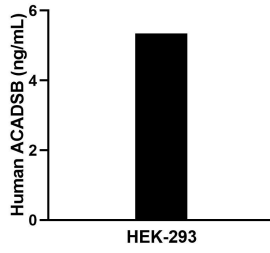
For technical support and original validation data for this product please contact:

T: 1 (888) 4PTGLAB (1-888-478-4522) (toll free in USA), or 1(312) 455-8498 (outside USA)

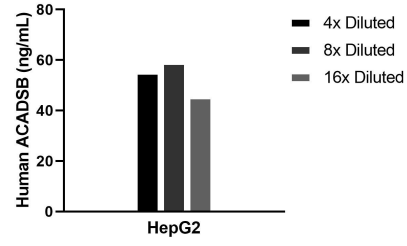
E: proteintech@ptglab.com
W: ptglab.com

This product is exclusively available under Proteintech Group brand and is not available to purchase from any other manufacturer.

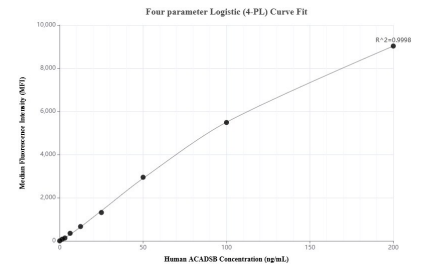
Selected Validation Data



The mean ACADSB concentration was determined to be 5.4 ng/mL in HEK-293 cell extract based on a 1.1 mg/mL extract load.



The mean ACADSB concentration was determined to be 53.0 ng/mL in HepG2 cell extract based on a 1.3 mg/mL extract load.



Cytometric bead array standard curve of MP02489-1, ACADSB Recombinant Matched Antibody Pair, PBS Only. Capture antibody: 86538-2-PBS. Detection antibody: 86538-1-PBS. Standard: Ag3851. Range: 1.562-200 ng/mL.