

For Research Use Only

DTYMK Recombinant antibody

Catalog Number: 86543-3-RR



Basic Information

Catalog Number: 86543-3-RR	GenBank Accession Number: BC001827	Purification Method: Protein A purification
Size: 100ul , Concentration: 1000 µg/ml by Nanodrop;	GeneID (NCBI): 1841	CloneNo.: 251441C1
Source: Rabbit	UNIPROT ID: P23919	Recommended Dilutions: WB: 1:5000-1:50000
Isotype: IgG	Full Name: deoxythymidylate kinase (thymidylate kinase)	
Immunogen Catalog Number: AG7606	Calculated MW: 24 kDa	
	Observed MW: 24 kDa	

Applications

Tested Applications: WB, ELISA	Positive Controls:
Species Specificity: human, rat	WB : HeLa cells, rat brain tissue, HepG2 cells, Raji cells, MOLT-4 cells, K-562 cells

Background Information

DTYMK(Thymidylate kinase) is also named as CDC8,TMPK and TYMK.It catalyzes the phosphorylation of dTMP to form dTDP in the dTTP synthesis pathway for DNA synthesis.This enzyme is important in cellular DNA synthesis because the synthesis of dTTP either via the de novo pathway or through the exogenous supply of thymidine requires the activity of this enzyme(PMID:18469).

Storage


Storage:
Store at -20°C. Stable for one year after shipment.
Storage Buffer:
PBS with 0.02% sodium azide and 50% glycerol, pH7.3
Aliquoting is unnecessary for -20°C storage

*** 20ul sizes contain 0.1% BSA


For technical support and original validation data for this product please contact:
T: 1 (888) 4PTGLAB (1-888-478-4522) (toll free in USA), or 1(312) 455-8498 (outside USA)
E: proteintech@ptglab.com
W: ptglab.com

This product is exclusively available under Proteintech Group brand and is not available to purchase from any other manufacturer.

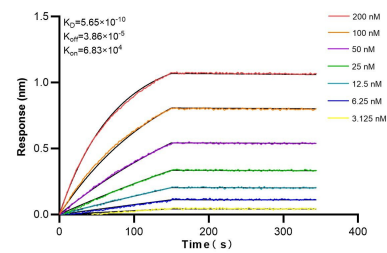
Selected Validation Data



HeLa cells were subjected to SDS PAGE followed by western blot with 86543-3-RR (DTYMK antibody) at dilution of 1:10000 incubated at room temperature for 1.5 hours.



rat brain tissue were subjected to SDS PAGE followed by western blot with 86543-3-RR (DTYMK antibody) at dilution of 1:10000 incubated at room temperature for 1.5 hours.



Biolayer interferometry (BLI) kinetic assays of 86543-3-RR against Human DTYMK were performed. The affinity constant is 0.565 nM.