

For Research Use Only

# IL-10 Recombinant antibody, PBS Only (Detector)

Catalog Number: 86547-1-PBS



## Basic Information

<b>Catalog Number:</b> 86547-1-PBS	<b>GenBank Accession Number:</b> NM_000572.3	<b>Purification Method:</b> Protein A purification
<b>Size:</b> 100ug , Concentration: 1 mg/ml by Nanodrop;	<b>GeneID (NCBI):</b> 3586	<b>CloneNo.:</b> 250059C12
<b>Source:</b> Rabbit	<b>UNIPROT ID:</b> P22301	
<b>Isotype:</b> IgG	<b>Full Name:</b> interleukin 10	
<b>Immunogen Catalog Number:</b> EG3296	<b>Calculated MW:</b> 21 kDa	

## Applications

**Tested Applications:**  
Sandwich ELISA, Indirect ELISA, Sample test

**Species Specificity:**  
human

## Product Information

86547-1-PBS targets IL-10 as part of a matched antibody pair:

MP02490-1: 86547-2-PBS capture and 86547-1-PBS detection (validated in Sandwich ELISA)

Unconjugated rabbit recombinant monoclonal antibody in PBS only (BSA and azide free) storage buffer at a concentration of 1 mg/mL, ready for conjugation. Created using Proteintech's proprietary in-house recombinant technology. Recombinant production enables unrivalled batch-to-batch consistency, easy scale-up, and future security of supply.

This conjugation ready format makes antibodies ideal for use in many applications including: ELISAs, multiplex assays requiring matched pairs, mass cytometry, and multiplex imaging applications. Antibody use should be optimized by the end user for each application and assay.

## Storage

**Storage:**  
Store at -80°C.  
**Storage Buffer:**  
PBS only, pH7.3

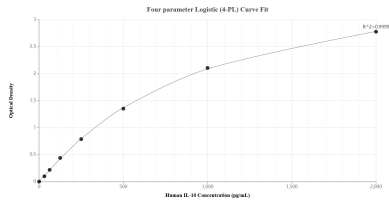
For technical support and original validation data for this product please contact:

T: 1 (888) 4PTGLAB (1-888-478-4522) (toll free in USA), or 1(312) 455-8498 (outside USA)

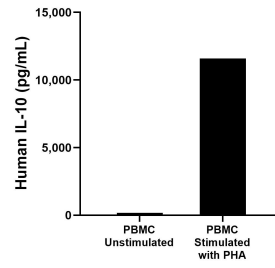
E: [proteintech@ptglab.com](mailto:proteintech@ptglab.com)  
W: [ptglab.com](http://ptglab.com)

**This product is exclusively available under Proteintech Group brand and is not available to purchase from any other manufacturer.**

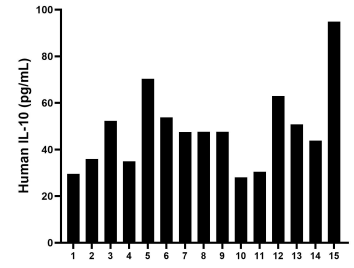
## Selected Validation Data



Sandwich ELISA standard curve of MP02490-1, Human IL-10 Recombinant Matched Antibody Pair - PBS only. 86547-2-PBS was coated to a plate as the capture antibody and incubated with serial dilutions of standard Eg3296. 86547-1-PBS was HRP conjugated as the detection antibody. Range: 31.3-2000 pg/mL



Human peripheral blood mononuclear cells (PBMC) were cultured unstimulated or stimulated with 10 µg/mL PHA for 3 days. The mean IL-10 concentration was determined to be 169.2 pg/mL in unstimulated PBMC supernatant, 11,597.9 pg/mL in PHA stimulated PBMC supernatant.



Plasma of fifteen individual healthy human donors was measured. The IL-10 concentration of detected samples was determined to be 48.7 pg/mL with a range of 28.0-94.9 pg/mL