

For Research Use Only

PIK3IP1 Recombinant monoclonal antibody, PBS Only (Capture)

Catalog Number: 86632-4-PBS



Basic Information

Catalog Number: 86632-4-PBS	GenBank Accession Number: BC011049	Purification Method: Protein A purification
Size: 100ug , Concentration: 1 mg/ml by Nanodrop;	GeneID (NCBI): 113791	CloneNo.: 251496G2
Source: Rabbit	UNIPROT ID: Q96FE7	
Isotype: IgG	Full Name: phosphoinositide-3-kinase interacting protein 1	
Immunogen Catalog Number: AG10427	Calculated MW: 263 aa, 28 kDa	

Applications

Tested Applications:
Sandwich ELISA, Indirect ELISA

Species Specificity:
human

Product Information

86632-4-PBS targets PIK3IP1 as part of a matched antibody pair:

MP02681-1: 86632-4-PBS capture and 86632-3-PBS detection (validated in Sandwich ELISA)

Unconjugated rabbit recombinant monoclonal antibody in PBS only (BSA and azide free) storage buffer at a concentration of 1 mg/mL, ready for conjugation. Created using Proteintech's proprietary in-house recombinant technology. Recombinant production enables unrivalled batch-to-batch consistency, easy scale-up, and future security of supply.

This conjugation ready format makes antibodies ideal for use in many applications including: ELISAs, multiplex assays requiring matched pairs, mass cytometry, and multiplex imaging applications. Antibody use should be optimized by the end user for each application and assay.

Storage

Storage:
Store at -80°C.

Storage Buffer:
PBS only, pH7.3

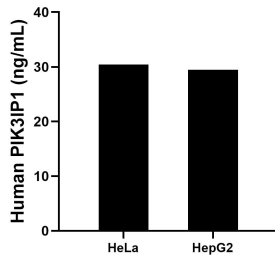
For technical support and original validation data for this product please contact:

T: 1 (888) 4PTGLAB (1-888-478-4522) (toll free in USA), or 1(312) 455-8498 (outside USA)

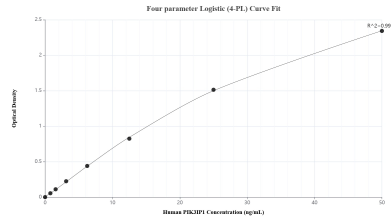
E: proteintech@ptglab.com
W: ptglab.com

This product is exclusively available under Proteintech Group brand and is not available to purchase from any other manufacturer.

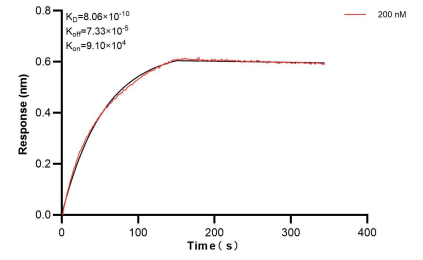
Selected Validation Data



The mean PIK3IP1 concentration was determined to be 30.44 ng/mL in HeLa cell extract based on a 1.20 mg/mL extract load and 29.47 ng/mL in HepG2 cell extract based on a 1.20 mg/mL extract load.



Sandwich ELISA standard curve of MP02681-1, Human PIK3IP1 Recombinant Matched Antibody Pair - PBS only. 86632-4-PBS was coated to a plate as the capture antibody and incubated with serial dilutions of standard Ag10427. 86632-3-PBS was HRP conjugated as the detection antibody. Range: 0.781-50 ng/mL



Biolayer interferometry (BLI) kinetic assay of 86632-4-PBS against Human PIK3IP1 was performed. The affinity constant is 0.806 nM.