

For Research Use Only

# TRIM47 Recombinant monoclonal antibody, PBS Only

Catalog Number: 86728-1-PBS



## Basic Information

<b>Catalog Number:</b> 86728-1-PBS	<b>GenBank Accession Number:</b> BC017299	<b>Purification Method:</b> Protein A purification
<b>Size:</b> 100ug , Concentration: 1 mg/ml by Nanodrop;	<b>GeneID (NCBI):</b> 91107	<b>CloneNo.:</b> 251436A2
<b>Source:</b> Rabbit	<b>UNIPROT ID:</b> Q96LD4	
<b>Isotype:</b> IgG	<b>Full Name:</b> tripartite motif-containing 47	
<b>Immunogen Catalog Number:</b> AG22868	<b>Calculated MW:</b> 638 aa, 70 kDa	
	<b>Observed MW:</b> 70-75 kDa	

## Applications

**Tested Applications:**  
WB, Indirect ELISA

**Species Specificity:**  
human, mouse, rat

## Background Information

TRIM47/GOA is a member of the tripartite motif RBCC/Trim domain family that contains a RING-finger domain, B-boxes, and an alpha-helical coiled-coil region. TRIM47/GOA was identified as a protein overexpressed in astrocytoma tumor cells and is thought to play a role in dedifferentiation associated with tumorigenesis. TRIM47, defined as E3 ubiquitin ligases, physically binds to SMAD4 and enhances the ubiquitination and degradation of SMAD4 (PMID: 39117713, 35513381).

## Storage

**Storage:**  
Store at -80°C.

**Storage Buffer:**  
PBS only, pH7.3

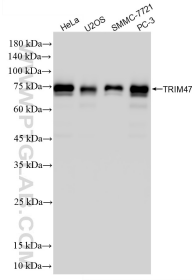
For technical support and original validation data for this product please contact:

T: 1 (888) 4PTGLAB (1-888-478-4522) (toll free in USA), or 1(312) 455-8498 (outside USA)

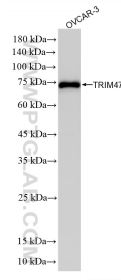
E: [proteintech@ptglab.com](mailto:proteintech@ptglab.com)  
W: [ptglab.com](http://ptglab.com)

**This product is exclusively available under Proteintech Group brand and is not available to purchase from any other manufacturer.**

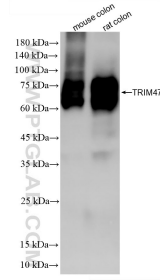
## Selected Validation Data



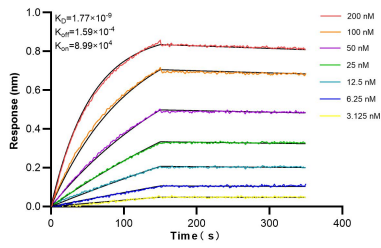
Various lysates were subjected to SDS PAGE followed by western blot with 86728-1-RR (TRIM47 antibody) at dilution of 1:10000 incubated at room temperature for 1.5 hours. This data was developed using the same antibody clone with 86728-1-PBS in a different storage buffer formulation.



OVCAR-3 cells were subjected to SDS PAGE followed by western blot with 86728-1-RR (TRIM47 antibody) at dilution of 1:10000 incubated at room temperature for 1.5 hours. This data was developed using the same antibody clone with 86728-1-PBS in a different storage buffer formulation.



Various lysates were subjected to SDS PAGE followed by western blot with 86728-1-RR (TRIM47 antibody) at dilution of 1:10000 incubated at room temperature for 1.5 hours. This data was developed using the same antibody clone with 86728-1-PBS in a different storage buffer formulation.



Biolayer interferometry (BLI) kinetic assays of 86728-1-RR against Human TRIM47 were performed. The affinity constant is 1.77 nM.