

For Research Use Only

Mono-Methyl-Histone H3 (Lys79) Recombinant monoclonal antibody

Catalog Number:86732-2-RR



Basic Information

Catalog Number:

86732-2-RR

Size:

100ul , Concentration: 1000 µg/ml by

Nanodrop;

Source:

Rabbit

Isotype:

IgG

GenBank Accession Number:

BC066245

GeneID (NCBI):

8350

UNIPROT ID:

P68431

Full Name:

histone cluster 1, H3a

Observed MW:

17 kDa

Purification Method:

Protein A purification

CloneNo.:

251569B9

Recommended Dilutions:

WB: 1:500-1:2000

Dot Blot: 1:10-1:100

ChIP-qPCR: 1:10-1:100

Applications

Tested Applications:

WB, Dot Blot, ELISA, ChIP-qPCR

Species Specificity:

human

Positive Controls:

WB : HeLa cells, K-562 cells, MCF-7 cells

Dot Blot: //,

ChIP-qPCR : HeLa cells,

Storage

Storage:

Store at -20°C. Stable for one year after shipment.

Storage Buffer:

PBS with 0.02% sodium azide and 50% glycerol, pH7.3

Aliquoting is unnecessary for -20°C storage

*** 20ul sizes contain 0.1% BSA

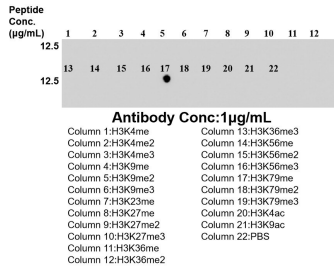
For technical support and original validation data for this product please contact:

T: 1 (888) 4PTGLAB (1-888-478-4522) (toll free
in USA), or 1(312) 455-8498 (outside USA)

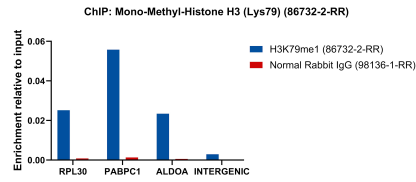
E: proteintech@ptglab.com
W: ptglab.com

This product is exclusively available under Proteintech Group brand and is not available to purchase from any other manufacturer.


Selected Validation Data



Dot blot analysis was used to confirm the specificity of 86732-2-RR Mono-Methyl-Histone H3 (Lys79) antibody. peptides were spotted onto NC and probed with antibody at 1 µg/ml. The amount of peptide (µg/mL) spotted is indicated next to each row.



Chromatin was prepared from HeLa cells. Cells were fixed with formaldehyde for 10 minutes. The ChIP was performed with 15 µg of cross-linked chromatin, 5 µg of Mono-Methyl-Histone H3 (Lys79) (86732-2-RR) or 5 µg of Normal Rabbit IgG (98136-1-RR), and 20 µl of Protein A Magarose Beads. The immunoprecipitated DNA was quantified by real-time PCR.



Various lysates were subjected to SDS PAGE followed by western blot with 86732-2-RR (Mono-Methyl-Histone H3 (Lys79) antibody) at dilution of 1:1000 incubated at room temperature for 1.5 hours.