

For Research Use Only

MTX2 Recombinant monoclonal antibody

Catalog Number:86899-1-RR



Basic Information

Catalog Number: 86899-1-RR	GenBank Accession Number: BC017271	Purification Method: Protein A purification
Size: 100ul , Concentration: 1000 µg/ml by Nanodrop;	GeneID (NCBI): 10651	CloneNo.: 251514F3
Source: Rabbit	UNIPROT ID: O75431	Recommended Dilutions: WB: 1:5000-1:50000 IF/ICC: 1:400-1:1600
Isotype: IgG	Full Name: metaxin 2	
Immunogen Catalog Number: AG2181	Calculated MW: 263 aa, 30 kDa	
	Observed MW: 25-29 kDa	

Applications

Tested Applications: WB, IF/ICC, ELISA	Positive Controls:
Species Specificity: human, mouse, rat	WB : Jurkat cells, K-562 cells, mouse kidney tissue, mouse heart tissue, rat heart tissue
	IF/ICC : A431 cells,

Storage

Storage:
Store at -20°C. Stable for one year after shipment.
Storage Buffer:
PBS with 0.02% sodium azide and 50% glycerol, pH7.3
Aliquoting is unnecessary for -20°C storage

*** 20ul sizes contain 0.1% BSA

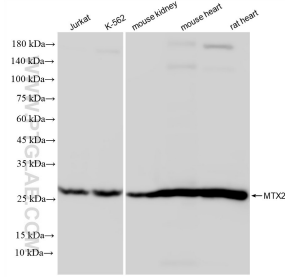
For technical support and original validation data for this product please contact:

T: 1 (888) 4PTGLAB (1-888-478-4522) (toll free in USA), or 1(312) 455-8498 (outside USA)

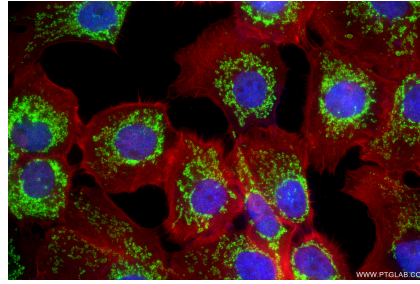
E: proteintech@ptglab.com
W: ptglab.com

This product is exclusively available under Proteintech Group brand and is not available to purchase from any other manufacturer.

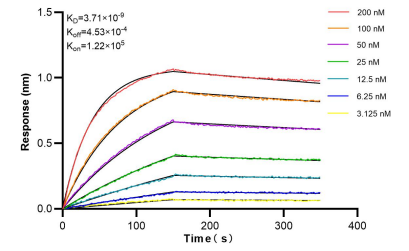
Selected Validation Data



Various lysates were subjected to SDS PAGE followed by western blot with 86899-1-RR (MTX2 antibody) at dilution of 1:10000 incubated at room temperature for 1.5 hours.



Immunofluorescent analysis of (4% PFA) fixed A431 cells using MTX2 antibody (86899-1-RR, Clone: 251514F3) at dilution of 1:800 and CoraLite® 488-Conjugated Goat Anti-Rabbit IgG(H+L) (SA00013-2), CL594-Phalloidin (red).



Bilayer interferometry (BLI) kinetic assays of 86899-1-RR against Human MTX2 were performed. The affinity constant is 3.71 nM.