

For Research Use Only

TAC3 Recombinant monoclonal antibody, PBS Only (Capture)

Catalog Number: 86914-2-PBS



Basic Information

Catalog Number: 86914-2-PBS	GenBank Accession Number: NM_013251.3	Purification Method: Protein A purification
Size: 100ug , Concentration: 1 mg/ml by Nanodrop;	GeneID (NCBI): 6866	CloneNo.: 250567H3
Source: Rabbit	UNIPROT ID: Q9UHF0-1	
Isotype: IgG	Full Name: tachykinin 3	
Immunogen Catalog Number: EG2781	Calculated MW: 13 kDa	

Applications

Tested Applications:
Cytometric bead array, Indirect ELISA

Species Specificity:
human

Product Information

86914-2-PBS targets TAC3 as part of a matched antibody pair:

MP02770-1: 86914-2-PBS capture and 86914-1-PBS detection (validated in Cytometric bead array)

Unconjugated rabbit recombinant monoclonal antibody in PBS only (BSA and azide free) storage buffer at a concentration of 1 mg/mL, ready for conjugation. Created using Proteintech's proprietary in-house recombinant technology. Recombinant production enables unrivalled batch-to-batch consistency, easy scale-up, and future security of supply.

This conjugation ready format makes antibodies ideal for use in many applications including: ELISAs, multiplex assays requiring matched pairs, mass cytometry, and multiplex imaging applications. Antibody use should be optimized by the end user for each application and assay.

Storage

Storage:
Store at -80°C.

Storage Buffer:
PBS only, pH7.3

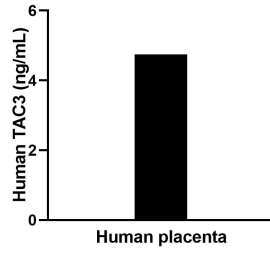
For technical support and original validation data for this product please contact:

T: 1 (888) 4PTGLAB (1-888-478-4522) (toll free in USA), or 1(312) 455-8498 (outside USA)

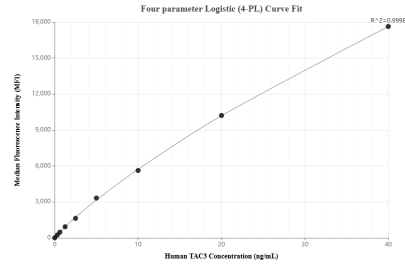
E: proteintech@ptglab.com
W: ptglab.com

This product is exclusively available under Proteintech Group brand and is not available to purchase from any other manufacturer.

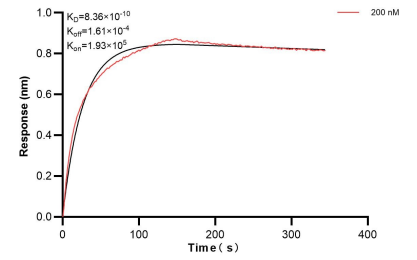
Selected Validation Data



The mean TAC3 concentration was determined to be 4.8 ng/mL in Human placenta tissue extract based on a 3.2 mg/mL extract load.



Cytometric bead array standard curve of MP02770-1, TAC3 Recombinant Matched Antibody Pair, PBS Only. Capture antibody: 86914-2-PBS. Detection antibody: 86914-1-PBS. Standard: Eg2781. Range: 0.312-40 ng/mL.



Bi-layer interferometry (BLI) kinetic assay of 86914-2-PBS against Human TAC3 was performed. The affinity constant is 0.836 nM.