

For Research Use Only

MYST4 Recombinant monoclonal antibody, PBS Only (Detector)

Catalog Number: 86962-10-PBS



Basic Information

Catalog Number:

86962-10-PBS

Size:

100ug, Concentration: 1 mg/ml by Nanodrop;

Source:

Rabbit

Isotype:

IgG

GenBank Accession Number:

BC150618

GeneID (NCBI):

23522

UNIPROT ID:

Q8WYB5

Full Name:

MYST histone acetyltransferase (monocytic leukemia) 4

Calculated MW:

2073 aa, 231 kDa

Purification Method:

Protein A purification

CloneNo.:

253286C7

Applications

Tested Applications:

Sandwich ELISA, Indirect ELISA

Species Specificity:

human

Product Information

86962-10-PBS targets MYST4 as part of a matched antibody pair:

MP02869-2: 86962-11-PBS capture and 86962-10-PBS detection (validated in Sandwich ELISA)

Unconjugated rabbit recombinant monoclonal antibody in PBS only (BSA and azide free) storage buffer at a concentration of 1 mg/mL, ready for conjugation. Created using Proteintech's proprietary in-house recombinant technology. Recombinant production enables unrivalled batch-to-batch consistency, easy scale-up, and future security of supply.

This conjugation ready format makes antibodies ideal for use in many applications including: ELISAs, multiplex assays requiring matched pairs, mass cytometry, and multiplex imaging applications. Antibody use should be optimized by the end user for each application and assay.

Storage

Storage:

Store at -80°C.

Storage Buffer:

PBS only, pH7.3

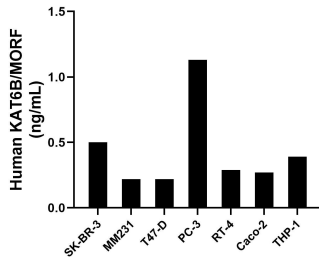
For technical support and original validation data for this product please contact:

T: 1 (888) 4PTGLAB (1-888-478-4522) (toll free in USA), or 1(312) 455-8498 (outside USA)

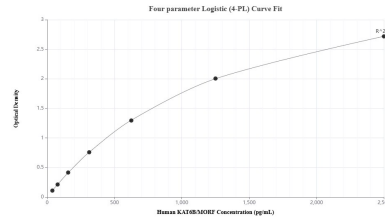

E: proteintech@ptglab.com
W: ptglab.com

This product is exclusively available under Proteintech Group brand and is not available to purchase from any other manufacturer.

Selected Validation Data



The mean KAT6B/MORF concentration was determined to be 0.51 ng/mL in SK-BR-3 cell extract based on a 1.2 mg/mL extract load, 0.22 ng/mL in MM231 cell extract based on a 1.2 mg/mL extract load, 0.22 ng/mL in T47-D cell extract based on a 1.2 mg/mL extract load, 1.13 ng/mL in PC-3 cell extract based on a 1.5 mg/mL extract load, 0.29 ng/mL in RT-4 cell extract based on a 1.5 mg/mL extract load, 0.27 ng/mL in CaCO-2 cell extract based on a 1.2 mg/mL extract load



Sandwich ELISA standard curve of MP02869-2, Human KAT6B/MORF Recombinant Matched Antibody Pair - PBS only. 86962-11-PBS was coated to a plate as the capture antibody and incubated with serial dilutions of standard SY03010. 86962-10-PBS was HRP conjugated as the detection antibody. Range: 39.1-2500 pg/mL