

For Research Use Only

ZBTB48 Recombinant monoclonal antibody, PBS Only

Catalog Number: 86981-1-PBS



Basic Information

Catalog Number: 86981-1-PBS	GenBank Accession Number: BC013573	Purification Method: Protein A purification
Size: 100ug, Concentration: 1 mg/ml by Nanodrop;	GeneID (NCBI): 3104	CloneNo.: 252100C1
Source: Rabbit	UNIPROT ID: P10074	
Isotype: IgG	Full Name: zinc finger and BTB domain containing 48	
Immunogen Catalog Number: AG20301	Calculated MW: 688 aa, 77 kDa	
	Observed MW: 77 kDa	

Applications

Tested Applications:
WB, IF/ICC, Indirect ELISA

Species Specificity:
human

Background Information

ZBTB48, also named as TZAP and HKR3, is a 688 amino acid protein, which contains 1 BTB (POZ) domain and 11 C2H2-type zinc fingers and belongs to the krueppel C2H2-type zinc-finger protein family. ZBTB48 is detected in adrenal gland and neuroblastoma. ZBTB48 binds to and regulates the J and/or S elements in MHC II promoter. Zinc finger and BTB domain containing 48 (ZBTB48), also known as telomeric zinc-finger associated protein (TZAP), is a protein that triggers the trimming of telomeres in the absence of shelterin. ZBTB48, is a relatively uncharacterized POK family protein with a POZ-domain and 11 zinc finger domains. ZBTB48, is ubiquitously expressed in human tissues. The ZBTB48 gene is mapped to human chromosome 1p36, which is commonly rearranged (leiomyoma and leukemias) or deleted in various cancers (neuroblastoma, melanoma, Merkel cell carcinomas, pheochromocytoma and breast and colon carcinomas). A correlation between deletions or rearrangements of HKR3 and human cancer suggest a role for ZBTB48 as a potential tumor suppressor.

Storage

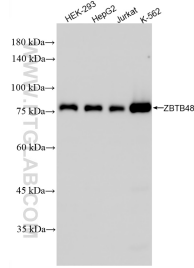
Storage:
Store at -80°C.

Storage Buffer:
PBS only, pH7.3

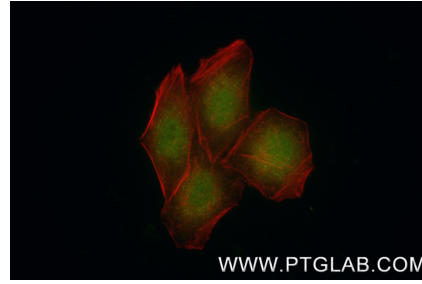
For technical support and original validation data for this product please contact:
T: 1 (888) 4PTGLAB (1-888-478-4522) (toll free in USA), or 1(312) 455-8498 (outside USA) E: proteintech@ptglab.com
W: ptglab.com

This product is exclusively available under Proteintech Group brand and is not available to purchase from any other manufacturer.

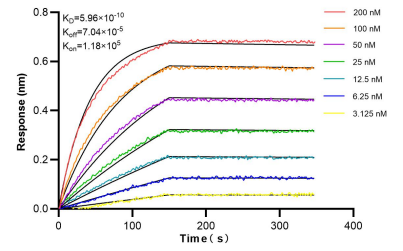
Selected Validation Data



Various lysates were subjected to SDS PAGE followed by western blot with 86981-1-RR (ZBTB48 antibody) at dilution of 1:5000 incubated at room temperature for 1.5 hours. This data was developed using the same antibody clone with 86981-1-PBS in a different storage buffer formulation.



Immunofluorescent analysis of (4% PFA) fixed HepG2 cells using ZBTB48 antibody (86981-1-RR, Clone: 252100C1) at dilution of 1:400 and CoraLite® 488-Conjugated Goat Anti-Rabbit IgG(H+L) (SA00013-2), CL594-Phalloidin (red). This data was developed using the same antibody clone with 86981-1-PBS in a different storage buffer formulation.



Biolayer interferometry (BLI) kinetic assays of 86981-1-RR against Human ZBTB48 were performed. The affinity constant is 0.596 nM.