

For Research Use Only

ACSL5 Recombinant monoclonal antibody, PBS Only

Catalog Number:86982-1-PBS



Basic Information

Catalog Number:

86982-1-PBS

Size:

100ug, Concentration: 1 mg/ml by Nanodrop;

Source:

Rabbit

Isotype:

IgG

Immunogen Catalog Number:

AG8258

GenBank Accession Number:

BC007985

GeneID (NCBI):

51703

UNIPROT ID:

Q9ULC5

Full Name:

acyl-CoA synthetase long-chain family member 5

Calculated MW:

76 kDa

Observed MW:

65-70 kDa

Purification Method:

Protein A purification

CloneNo.:

252098G2

Applications

Tested Applications:

WB, Indirect ELISA

Species Specificity:

human, mouse, rat

Storage

Storage:

Store at -80°C.

Storage Buffer:

PBS only, pH7.3

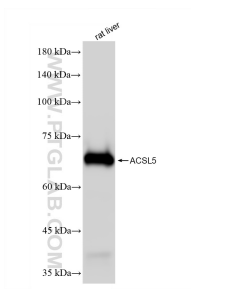
For technical support and original validation data for this product please contact:

T: 1 (888) 4PTGLAB (1-888-478-4522) (toll free in USA), or 1(312) 455-8498 (outside USA)

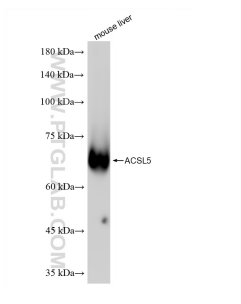
E: proteintech@ptglab.com
W: ptglab.com

This product is exclusively available under Proteintech Group brand and is not available to purchase from any other manufacturer.

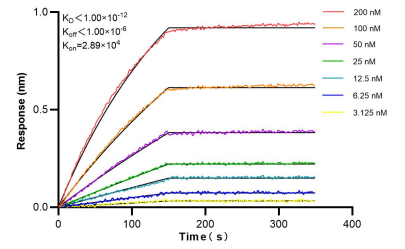
Selected Validation Data



rat liver tissue were subjected to SDS PAGE followed by western blot with 86982-1-RR (ACSL5 antibody) at dilution of 1:10000 incubated at room temperature for 1.5 hours. This data was developed using the same antibody clone with 86982-1-PBS in a different storage buffer formulation.



mouse liver tissue were subjected to SDS PAGE followed by western blot with 86982-1-RR (ACSL5 antibody) at dilution of 1:10000 incubated at room temperature for 1.5 hours. This data was developed using the same antibody clone with 86982-1-PBS in a different storage buffer formulation.



Bi-layer interferometry (BLI) kinetic assays of 86982-1-RR against Human ACSL5 were performed. The affinity constant is below 1 pM.