

For Research Use Only

CTNNA3 Recombinant monoclonal antibody, PBS Only

Catalog Number: 87022-1-PBS



Basic Information

Catalog Number: 87022-1-PBS	GenBank Accession Number: BC030646	Purification Method: Protein A purification
Size: 100ug , Concentration: 1 mg/ml by Nanodrop;	GeneID (NCBI): 29119	CloneNo.: 252141F2
Source: Rabbit	UNIPROT ID: Q9UI47	
Isotype: IgG	Full Name: catenin (cadherin-associated protein), alpha 3	
Immunogen Catalog Number: AG5008	Calculated MW: 100 kDa	
	Observed MW: 100 kDa	

Applications

Tested Applications:
WB, IHC, IF-P, Indirect ELISA

Species Specificity:
human, mouse, rat, canine

Background Information

Alpha catenin is an essential component of adherens junctions that connects E-cadherin- β -catenin complexes with the actin cytoskeleton. The alpha catenin family of proteins consists of three members, alpha-E-catenin (CTNNA1), alpha-N-catenin (CTNNA2), and alpha-T-catenin (CTNNA3)(PMID: 21598020). CTNNA3 is a cell adhesion molecule. In intercalated discs of the heart, CTNNA3 is a component of a unique hybrid adhering junction, or area composita, that contains proteins associated with both desmosomes and adherens junctions (PMID: 22421363). Mutations in CTNNA3 are associated with arrhythmogenic right ventricular dysplasia, familial 13(PMID: 23136403).

Storage

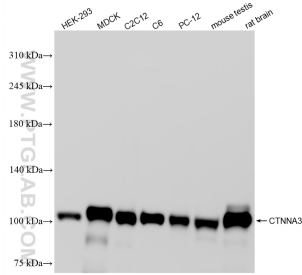
Storage:
Store at -80°C.

Storage Buffer:
PBS only, pH7.3

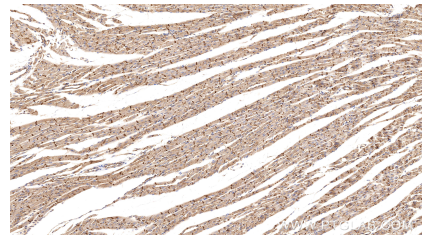
For technical support and original validation data for this product please contact:
T: 1 (888) 4PTGLAB (1-888-478-4522) (toll free in USA), or 1(312) 455-8498 (outside USA) E: proteintech@ptglab.com
W: ptglab.com

This product is exclusively available under Proteintech Group brand and is not available to purchase from any other manufacturer.

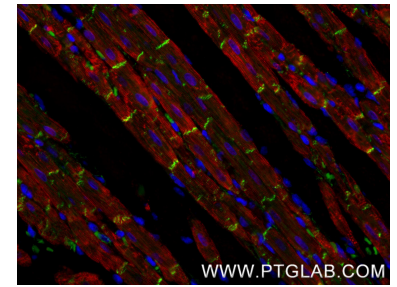
Selected Validation Data




Various lysates were subjected to SDS PAGE followed by western blot with 87022-1-RR (CTNNA3 antibody) at dilution of 1:1000 incubated at room temperature for 1.5 hours. This data was developed using the same antibody clone with 87022-1-PBS in a different storage buffer formulation.



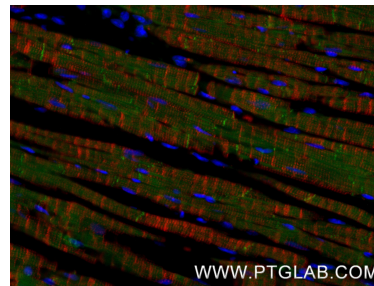
Immunohistochemical analysis of paraffin-embedded rat heart tissue slide using 87022-1-RR (CTNNA3 antibody) at dilution of 1:1000 (under 10x lens). Heat mediated antigen retrieval with Tris-EDTA buffer (pH 9.0). This data was developed using the same antibody clone with 87022-1-PBS in a different storage buffer formulation.



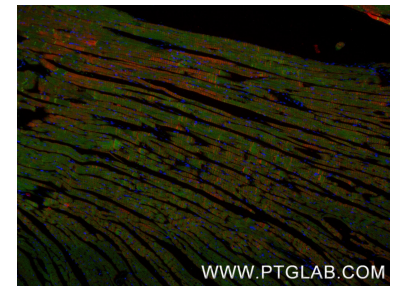
Immunofluorescent analysis of (4% PFA) fixed paraffin-embedded rat heart tissue using CTNNA3 antibody (87022-1-RR, Clone: 252141F2, green) at dilution of 1:400 and CoraLite@488-Conjugated Goat Anti-Rabbit IgG(H+L) (SA00013-2). Cardiac Troponin T antibody (68300-1-Ig, Clone: 4E2D8, red) at dilution of 1:200 and Multi-rAb@ CoraLite@ Plus 594-Goat Anti-Mouse Recombinant Secondary Antibody (H+L) (RGAM004). Heat mediated antigen retrieval with Tris-EDTA



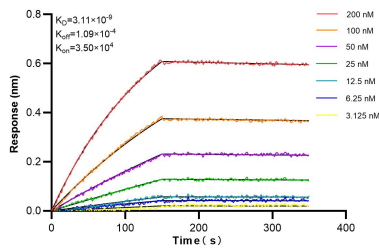
Immunofluorescent analysis of (4% PFA) fixed paraffin-embedded rat heart tissue using CTNNA3 antibody (87022-1-RR, Clone: 252141F2, green) at dilution of 1:400 and CoraLite@488-Conjugated Goat Anti-Rabbit IgG(H+L) (SA00013-2). Cardiac Troponin T antibody (68300-1-Ig, Clone: 4E2D8, red) at dilution of 1:200 and Multi-rAb@ CoraLite@ Plus 594-Goat Anti-Mouse Recombinant Secondary Antibody (H+L) (RGAM004). Heat mediated antigen retrieval with Tris-EDTA



Immunofluorescent analysis of (4% PFA) fixed paraffin-embedded rat heart tissue using CTNNA3 antibody (87022-1-RR, Clone: 252141F2, green) at dilution of 1:400 and CoraLite@488-Conjugated Goat Anti-Rabbit IgG(H+L) (SA00013-2). Cardiac Troponin T antibody (68300-1-Ig, Clone: 4E2D8, red) at dilution of 1:200 and Multi-rAb@ CoraLite@ Plus 594-Goat Anti-Mouse Recombinant Secondary Antibody (H+L) (RGAM004). Heat mediated antigen retrieval with Tris-EDTA



Immunofluorescent analysis of (4% PFA) fixed paraffin-embedded rat heart tissue using CTNNA3 antibody (87022-1-RR, Clone: 252141F2, green) at dilution of 1:400 and CoraLite@488-Conjugated Goat Anti-Rabbit IgG(H+L) (SA00013-2). Cardiac Troponin T antibody (68300-1-Ig, Clone: 4E2D8, red) at dilution of 1:200 and Multi-rAb@ CoraLite@ Plus 594-Goat Anti-Mouse Recombinant Secondary Antibody (H+L) (RGAM004). Heat mediated antigen retrieval with Tris-EDTA



Biolayer interferometry (BLI) kinetic assays of 87022-1-RR against Human CTNNA3 were performed. The affinity constant is 3.11 nM.