

For Research Use Only

# SNX27 Recombinant monoclonal antibody, PBS Only

Catalog Number:87039-1-PBS



## Basic Information

<b>Catalog Number:</b> 87039-1-PBS	<b>GenBank Accession Number:</b> BC012184	<b>Purification Method:</b> Protein A purification
<b>Size:</b> 100ug , Concentration: 1 mg/ml by Nanodrop;	<b>GeneID (NCBI):</b> 81609	<b>CloneNo.:</b> 252134D11
<b>Source:</b> Rabbit	<b>UNIPROT ID:</b> Q96L92	
<b>Isotype:</b> IgG	<b>Full Name:</b> sorting nexin family member 27	
<b>Immunogen Catalog Number:</b> AG29226	<b>Calculated MW:</b> 61 kDa, 60 kDa, 52 kDa, 28 kDa	
	<b>Observed MW:</b> 61 kDa	

## Applications

**Tested Applications:**  
WB, IHC, Indirect ELISA

**Species Specificity:**  
human, mouse, rat

## Background Information

Sorting nexin 27 (SNX27), a PDZ domain-containing protein, belongs to the sorting nexin family of proteins. SNX27 promotes the recycling of internalized transmembrane proteins from endosomes to the plasma membrane by linking PDZ-dependent cargo recognition to retromer-mediated transport (PMID: 21602791; 23563491). It has been shown that SNX27 deficiency contributes to synaptic and cognitive deficits by modulating glutamate receptor recycling in Down's syndrome (PMID: 23524343). SNX27 has also been proposed to have a role in regulating  $\beta$ -amyloid ( $A\beta$ ) generation by modulating  $\gamma$ -secretase activity, which is a molecular mechanism for  $A\beta$ -dependent pathogenesis in both Down's syndrome and Down's syndrome (PMID: 25437557).

## Storage

**Storage:**  
Store at -80°C.

**Storage Buffer:**  
PBS only, pH7.3


For technical support and original validation data for this product please contact:

T: 1 (888) 4PTGLAB (1-888-478-4522) (toll free in USA), or 1(312) 455-8498 (outside USA)

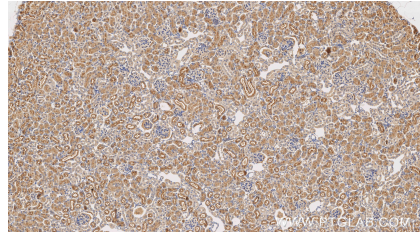
E: [proteintech@ptglab.com](mailto:proteintech@ptglab.com)  
W: [ptglab.com](http://ptglab.com)

**This product is exclusively available under Proteintech Group brand and is not available to purchase from any other manufacturer.**

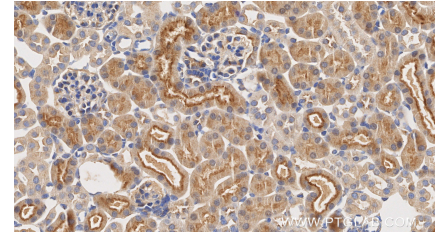
## Selected Validation Data



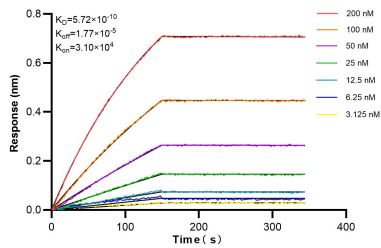
Various lysates were subjected to SDS PAGE followed by western blot with 87039-1-RR (SNX27 antibody) at dilution of 1:2000 incubated at room temperature for 1.5 hours. This data was developed using the same antibody clone with 87039-1-PBS in a different storage buffer formulation.



Immunohistochemical analysis of paraffin-embedded mouse kidney tissue slide using 87039-1-RR (SNX27 antibody) at dilution of 1:500 (under 10x lens). Heat mediated antigen retrieval with Tris-EDTA buffer (pH 9.0). This data was developed using the same antibody clone with 87039-1-PBS in a different storage buffer formulation.



Immunohistochemical analysis of paraffin-embedded mouse kidney tissue slide using 87039-1-RR (SNX27 antibody) at dilution of 1:500 (under 40x lens). Heat mediated antigen retrieval with Tris-EDTA buffer (pH 9.0). This data was developed using the same antibody clone with 87039-1-PBS in a different storage buffer formulation.



Biolayer interferometry (BLI) kinetic assays of 87039-1-RR against Human SNX27 were performed. The affinity constant is 0.572 nM.