

For Research Use Only

Pig IL-4 Recombinant monoclonal antibody, PBS Only (Detector)

Catalog Number: 87065-1-PBS



Basic Information

Catalog Number: 87065-1-PBS	GenBank Accession Number: NM_214123.1	Purification Method: Protein A purification
Size: 100ug , Concentration: 1 mg/ml by Nanodrop;	GeneID (NCBI): 397225	CloneNo.: 250935H1
Source: Rabbit	UNIPROT ID: Q04745	
Isotype: IgG	Full Name: Interleukin-4	
Immunogen Catalog Number: EG4866	Calculated MW: 15 kDa	

Applications

Tested Applications:
Sandwich ELISA, Indirect ELISA

Species Specificity:
pig

Product Information

87065-1-PBS targets IL-4 as part of a matched antibody pair:

MP02860-1: 87065-2-PBS capture and 87065-1-PBS detection (validated in Sandwich ELISA)

Unconjugated rabbit recombinant monoclonal antibody in PBS only (BSA and azide free) storage buffer at a concentration of 1 mg/mL, ready for conjugation. Created using Proteintech's proprietary in-house recombinant technology. Recombinant production enables unrivalled batch-to-batch consistency, easy scale-up, and future security of supply.

This conjugation ready format makes antibodies ideal for use in many applications including: ELISAs, multiplex assays requiring matched pairs, mass cytometry, and multiplex imaging applications. Antibody use should be optimized by the end user for each application and assay.

Storage

Storage:
Store at -80°C.

Storage Buffer:
PBS only, pH7.3

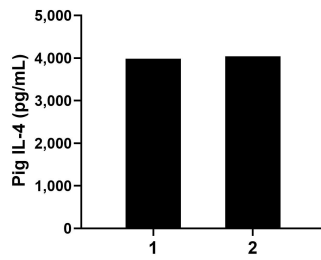
For technical support and original validation data for this product please contact:

T: 1 (888) 4PTGLAB (1-888-478-4522) (toll free in USA), or 1(312) 455-8498 (outside USA)

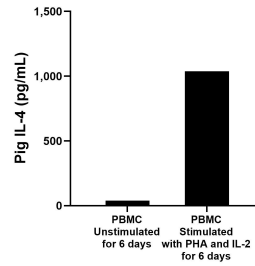
E: proteintech@ptglab.com
W: ptglab.com

This product is exclusively available under Proteintech Group brand and is not available to purchase from any other manufacturer.

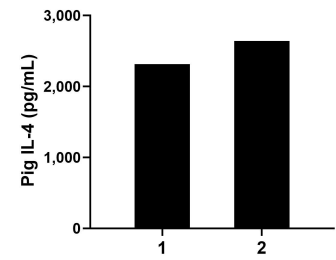
Selected Validation Data



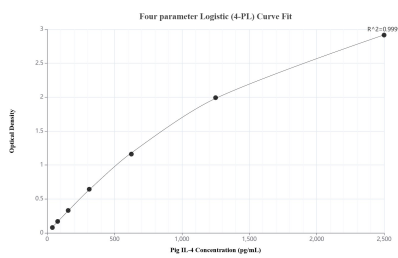
Plasma of two pigs was measured. The IL-4 concentration of detected samples was determined to be 4,012.4 pg/mL with a range of 3,984.3-4,040.6 pg/mL.



Pig peripheral blood mononuclear cells (PBMC) were cultured unstimulated or stimulated with 10 µg/mL PHA and IL-2 for 6 days. The mean IL-4 concentration was determined to be 39.0 pg/mL in unstimulated PBMC supernatant, 1,037.5 pg/mL in PHA and IL-2 stimulated PBMC supernatant.



Serum of two pigs was measured. The IL-4 concentration of detected samples was determined to be 2,477.4 pg/mL with a range of 2,315.1-2,639.8 pg/mL.



Sandwich ELISA standard curve of MP02860-1, Pig IL-4 Recombinant Matched Antibody Pair - PBS only. 87065-2-PBS was coated to a plate as the capture antibody and incubated with serial dilutions of standard Eg4866. 87065-1-PBS was HRP conjugated as the detection antibody. Range: 39.1-2500 pg/mL.