

For Research Use Only

Cadherin-13 Recombinant monoclonal antibody

Catalog Number:87073-2-RR



Basic Information

Catalog Number: 87073-2-RR	GenBank Accession Number: NM_001257.4	Purification Method: Protein A purification
Size: 100ul , Concentration: 1000 µg/ml by Nanodrop;	GeneID (NCBI): 1012	CloneNo.: 252245C12
Source: Rabbit	UNIPROT ID: P55290-1	Recommended Dilutions: WB: 1:2000-1:10000
Isotype: IgG	Full Name: cadherin 13, H-cadherin (heart)	
Immunogen Catalog Number: EG5964	Calculated MW: 78 kDa	
	Observed MW: 90-110 kDa	

Applications

Tested Applications: WB, ELISA	Positive Controls: WB : mouse heart tissue, K-562 cells, human heart tissue, fetal human brain tissue
Species Specificity: human, mouse	

Background Information

Cadherins are a family of transmembrane glycoproteins that mediate calcium-dependent cell-cell adhesion and play an important role in the maintenance of normal tissue architecture. Cadherin-13 (CDH13, also known as H-cadherin or T-cadherin) is an atypical member of cadherin family, lacking transmembrane and cytosolic domains and anchored to the exterior surface of the plasma membrane via a GPI anchor. CDH13 is thought to affect cellular behavior largely through its signaling properties. It is highly expressed in heart, and in the CNS, CDH13 is expressed in cerebral cortex, medulla, hippocampus, amygdala, thalamus and substantia nigra. It is often down-regulated in cancerous cells. The CDH13 cDNA encodes a 713-amino acid protein, which has a calculated molecular weight of 78 kDa. Studies have detected variable bands on Western blots, including 105 kDa (mature form), 130 kDa (precursor), and 45 kDa, which may be a post-translational processing variant of CDH13 (PMID: 19399994).

Storage


Storage:
Store at -20°C. Stable for one year after shipment.
Storage Buffer:
PBS with 0.02% sodium azide and 50% glycerol, pH7.3
Aliquoting is unnecessary for -20°C storage

*** 20ul sizes contain 0.1% BSA

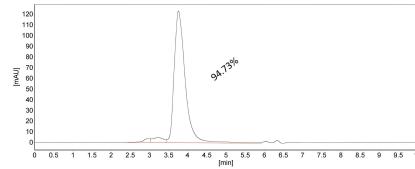
For technical support and original validation data for this product please contact:
T: 1 (888) 4PTGLAB (1-888-478-4522) (toll free in USA), or 1(312) 455-8498 (outside USA) E: proteintech@ptglab.com
W: ptglab.com

This product is exclusively available under Proteintech Group brand and is not available to purchase from any other manufacturer.

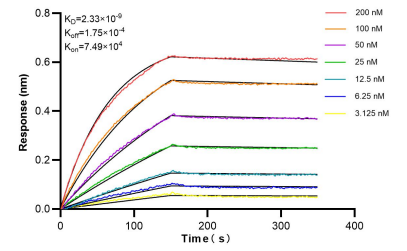
Selected Validation Data



Various lysates were subjected to SDS PAGE followed by western blot with 87073-2-RR (CAD13 antibody) at dilution of 1:5000 incubated at room temperature for 1.5 hours.



The purity of Human Cadherin-13 Recombinant monoclonal antibody (Cat. No. 87073-2-RR) was greater than 90% as determined by SEC-HPLC.



Bilayer interferometry (BLI) kinetic assays of 87073-2-RR against Human Cadherin-13 were performed. The affinity constant is 2.33 nM.