

For Research Use Only

CFI Recombinant monoclonal antibody, PBS Only (Capture)

Catalog Number: 87109-3-PBS



Basic Information

Catalog Number: 87109-3-PBS	GenBank Accession Number: NM_000204.5	Purification Method: Protein A purification
Size: 100ug , Concentration: 1 mg/ml by Nanodrop;	GeneID (NCBI): 3426	CloneNo.: 252199D10
Source: Rabbit	UNIPROT ID: P05156	
Isotype: IgG	Full Name: complement factor I	
Immunogen Catalog Number: EG3066	Calculated MW: 66 kDa	

Applications

Tested Applications:
Sandwich ELISA, Indirect ELISA

Species Specificity:
human

Product Information

87109-3-PBS targets CFI as part of a matched antibody pair:

MP02904-1: 87109-3-PBS capture and 87109-2-PBS detection (validated in Sandwich ELISA)

Unconjugated rabbit recombinant monoclonal antibody in PBS only (BSA and azide free) storage buffer at a concentration of 1 mg/mL, ready for conjugation. Created using Proteintech's proprietary in-house recombinant technology. Recombinant production enables unrivalled batch-to-batch consistency, easy scale-up, and future security of supply.

This conjugation ready format makes antibodies ideal for use in many applications including: ELISAs, multiplex assays requiring matched pairs, mass cytometry, and multiplex imaging applications. Antibody use should be optimized by the end user for each application and assay.

Storage

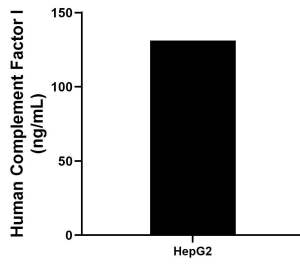
Storage:
Store at -80°C.

Storage Buffer:
PBS only, pH7.3

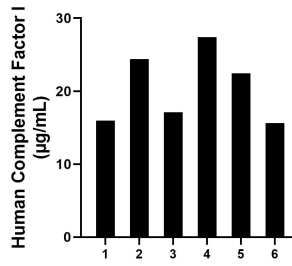
For technical support and original validation data for this product please contact:
T: 1 (888) 4PTGLAB (1-888-478-4522) (toll free in USA), or 1(312) 455-8498 (outside USA) E: proteintech@ptglab.com
W: ptglab.com

This product is exclusively available under Proteintech Group brand and is not available to purchase from any other manufacturer.

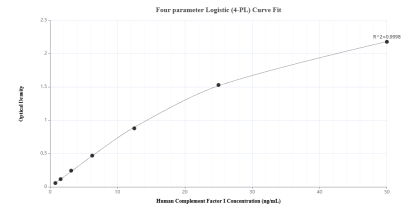
Selected Validation Data



HepG2 (human hepatocellular carcinoma cells) were cultured in DMEM supplemented with 10% fetal bovine serum, 2.5 mM L-glutamine, 100 U/mL penicillin, and 100 µg/mL streptomycin sulfate. An aliquot of the cell culture supernate was removed, assayed for human Complement Factor I, and measured 131.09 ng/mL.



Plasma of six individual healthy human donors was measured. The human Complement Factor I concentration of detected samples was determined to be 20.49 µg/mL with a range of 15.62 - 27.40 µg/mL.



Sandwich ELISA standard curve of MP02904-1, Human Complement Factor I Recombinant Matched Antibody Pair - PBS only. 87109-3-PBS was coated to a plate as the capture antibody and incubated with serial dilutions of standard Eg3066. 87109-2-PBS was HRP conjugated as the detection antibody. Range: 0.78-50 ng/mL.