

For Research Use Only

BLNK Recombinant monoclonal antibody, PBS Only (Capture)

Catalog Number: 87170-2-PBS



Basic Information

Catalog Number: 87170-2-PBS	GenBank Accession Number: NM_013314.4	Purification Method: Protein A purification
Size: 100ug , Concentration: 1 mg/ml by Nanodrop;	GeneID (NCBI): 29760	CloneNo.: 252383F7
Source: Rabbit	UNIPROT ID: Q8WV28-1	
Isotype: IgG	Full Name: B-cell linker	
Immunogen Catalog Number: EG6610	Calculated MW: 50 kDa	

Applications

Tested Applications:
Cytometric bead array, Indirect ELISA

Species Specificity:
human

Product Information

87170-2-PBS targets BLNK as part of a matched antibody pair:

MP02893-1: 87170-2-PBS capture and 87170-1-PBS detection (validated in Cytometric bead array)

Unconjugated rabbit recombinant monoclonal antibody in PBS only (BSA and azide free) storage buffer at a concentration of 1 mg/mL, ready for conjugation. Created using Proteintech's proprietary in-house recombinant technology. Recombinant production enables unrivalled batch-to-batch consistency, easy scale-up, and future security of supply.

This conjugation ready format makes antibodies ideal for use in many applications including: ELISAs, multiplex assays requiring matched pairs, mass cytometry, and multiplex imaging applications. Antibody use should be optimized by the end user for each application and assay.

Storage

Storage:
Store at -80°C.

Storage Buffer:
PBS only, pH7.3

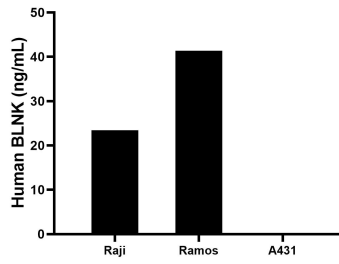
For technical support and original validation data for this product please contact:

T: 1 (888) 4PTGLAB (1-888-478-4522) (toll free in USA), or 1(312) 455-8498 (outside USA)

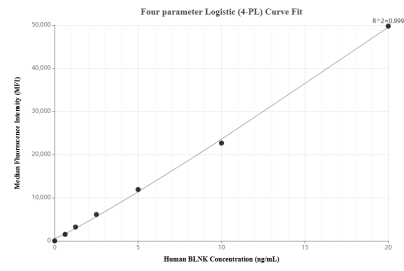
E: proteintech@ptglab.com
W: ptglab.com

This product is exclusively available under Proteintech Group brand and is not available to purchase from any other manufacturer.

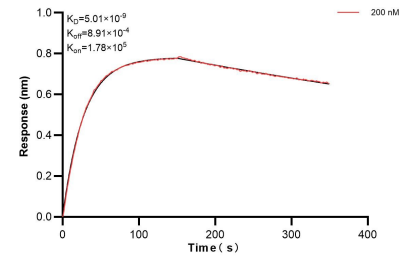
Selected Validation Data



The mean BLNK concentration was determined to be 23.4 ng/mL in Raji cell extract based on a 1.2 mg/mL extract load, 41.4 ng/mL in Ramos cell extract based on a 1.1 mg/mL extract load, A431 cell extract were served as a negative control.



Cytometric bead array standard curve of MP02893-1, BLNK Recombinant Matched Antibody Pair, PBS Only. Capture antibody: 87170-2-PBS. Detection antibody: 87170-1-PBS. Standard: Eg6610. Range: 0.625-20 ng/mL.



Bi-layer interferometry (BLI) kinetic assay of 87170-2-PBS against Human BLNK was performed. The affinity constant is 5.01 nM.