

For Research Use Only

TRIM38 Recombinant monoclonal antibody

Catalog Number: 87196-1-RR



Basic Information

Catalog Number: 87196-1-RR	GenBank Accession Number: BC026930	Purification Method: Protein A purification
Size: 100ul , Concentration: 1000 µg/ml by Nanodrop;	GeneID (NCBI): 10475	CloneNo.: 252271E8
Source: Rabbit	UNIPROT ID: O00635	Recommended Dilutions: WB: 1:5000-1:50000
Isotype: IgG	Full Name: tripartite motif-containing 38	
Immunogen Catalog Number: AG3840	Calculated MW: 465 aa, 53 kDa	
	Observed MW: 53 kDa	

Applications

Tested Applications:
WB, ELISA

Species Specificity:
human, rat

Positive Controls:

WB : HEK-293 cells, HCT 116 cells, HT-29 cells, Caco-2 cells, SW480 cells, U-251 cells, H9C2 cells

Background Information

The proinflammatory cytokines TNF α and IL-1 β play central roles in many diseases, including infectious diseases, autoimmunity, and cancers. TRIM38 belongs to the TRIM protein family that is involved in various biological processes, including cell proliferation and apoptosis, innate immunity, and inflammatory response. It has been shown that TRIM38 acts as a suppressor in TOLL-like receptor (TLR)-mediated IFN- β induction by promoting degradation of TRAF6 and NAP1 through the ubiquitinproteasome system. (PMID:24434549).

Storage

Storage:

Store at -20°C. Stable for one year after shipment.

Storage Buffer:

PBS with 0.02% sodium azide and 50% glycerol, pH7.3

Aliquoting is unnecessary for -20°C storage

*** 20ul sizes contain 0.1% BSA


For technical support and original validation data for this product please contact:

T: 1 (888) 4PTGLAB (1-888-478-4522) (toll free in USA), or 1(312) 455-8498 (outside USA)

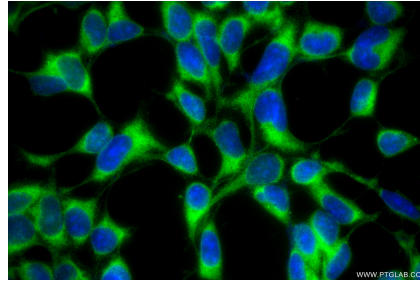
E: proteintech@ptglab.com
W: ptglab.com

This product is exclusively available under Proteintech Group brand and is not available to purchase from any other manufacturer.

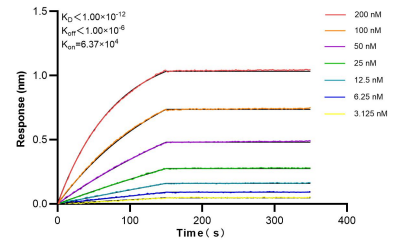
Selected Validation Data



Various lysates were subjected to SDS PAGE followed by western blot with 87196-1-RR (TRIM38 antibody) at dilution of 1:10000 incubated at room temperature for 1.5 hours.



Immunofluorescent analysis of (-20°C Methanol) fixed HEK-293 cells using TRIM38 antibody (87196-1-RR, Clone: 252271E8) at dilution of 1:400 and CoraLite® 488-Conjugated Goat Anti-Rabbit IgG(H+L) (SA00013-2).



Bi-layer interferometry (BLI) kinetic assays of 87196-1-RR against Human TRIM38 were performed. The affinity constant is below 1 pM.