

For Research Use Only

PFKFB3 Recombinant monoclonal antibody, PBS Only

Catalog Number: 87233-1-PBS



Basic Information

Catalog Number: 87233-1-PBS	GenBank Accession Number: BC040482	Purification Method: Protein A purification
Size: 100ug, Concentration: 1 mg/ml by Nanodrop;	GeneID (NCBI): 5209	CloneNo.: 252490B6
Source: Rabbit	UNIPROT ID: Q16875	
Isotype: IgG	Full Name: 6-phosphofructo-2-kinase/fructose-2,6-biphosphatase 3	
Immunogen Catalog Number: AG4744	Calculated MW: 520 aa, 60 kDa	
	Observed MW: 58 kDa	

Applications

Tested Applications:
WB, IF/ICC, Indirect ELISA

Species Specificity:
human, mouse, rat

Background Information

PFKFB3, also named as NY-REN-56 and iPFK-2, plays a role in glucose metabolism. Its synthesis and degradation of fructose 2,6-bisphosphate. Endogenously generated adenosine cooperates with bacterial components to increase PFKFB3 isozyme activity, resulting in greater fructose 2,6-bisphosphate accumulation. PFKFB3 is required for increased growth, metabolic activity and is regulated through active JAK2 and STAT5.

Storage

Storage:
Store at -80°C.

Storage Buffer:
PBS only, pH7.3

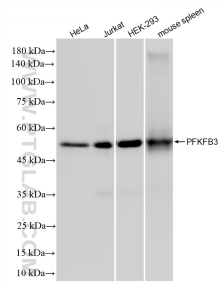
For technical support and original validation data for this product please contact:

T: 1 (888) 4PTGLAB (1-888-478-4522) (toll free in USA), or 1(312) 455-8498 (outside USA)

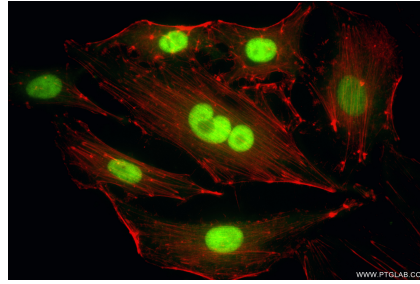
E: proteintech@ptglab.com
W: ptglab.com

This product is exclusively available under Proteintech Group brand and is not available to purchase from any other manufacturer.

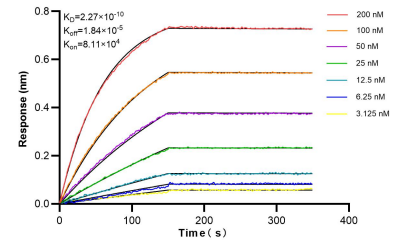
Selected Validation Data



Various lysates were subjected to SDS PAGE followed by western blot with 87233-1-RR (PFKFB3 antibody) at dilution of 1:5000 incubated at room temperature for 1.5 hours. This data was developed using the same antibody clone with 87233-1-PBS in a different storage buffer formulation.



Immunofluorescent analysis of (4% PFA) fixed A549 cells using PFKFB3 antibody (87233-1-RR, Clone: 252490B6) at dilution of 1:800 and CoraLite® 488-Conjugated Goat Anti-Rabbit IgG(H+L) (SA00013-2), CL594-Phalloidin (red). This data was developed using the same antibody clone with 87233-1-PBS in a different storage buffer formulation.



Bi-layer interferometry (BLI) kinetic assays of 87233-1-RR against Human PFKFB3 were performed. The affinity constant is 0.227 nM.