

For Research Use Only

UROM Recombinant monoclonal antibody, PBS Only (Detector)

Catalog Number:87353-1-PBS



Basic Information

Catalog Number: 87353-1-PBS	GenBank Accession Number: NM_001008389.2	Purification Method: Protein A purification
Size: 100ug, Concentration: 1 mg/ml by Nanodrop;	GeneID (NCBI): 7369	CloneNo.: 252567G8
Source: Rabbit	UNIPROT ID: P07911-1	
Isotype: IgG	Full Name: uromodulin	
Immunogen Catalog Number: EG5939	Calculated MW: 70 kDa	

Applications

Tested Applications:
Cytometric bead array, Sandwich ELISA, Indirect ELISA

Species Specificity:
human

Product Information

87353-1-PBS targets UROM as part of a matched antibody pair:

MP02973-1: 87353-2-PBS capture and 87353-1-PBS detection (validated in Cytometric bead array)

MP02973-2: 87353-3-PBS capture and 87353-1-PBS detection (validated in Sandwich ELISA)

Unconjugated rabbit recombinant monoclonal antibody in PBS only (BSA and azide free) storage buffer at a concentration of 1 mg/mL, ready for conjugation. Created using Proteintech's proprietary in-house recombinant technology. Recombinant production enables unrivalled batch-to-batch consistency, easy scale-up, and future security of supply.

This conjugation ready format makes antibodies ideal for use in many applications including: ELISAs, multiplex assays requiring matched pairs, mass cytometry, and multiplex imaging applications. Antibody use should be optimized by the end user for each application and assay.

Storage

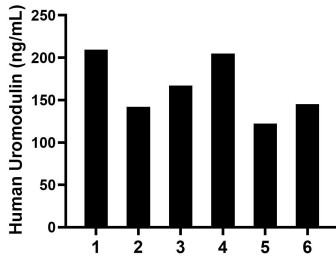
Storage:
Store at -80°C.

Storage Buffer:
PBS only, pH7.3

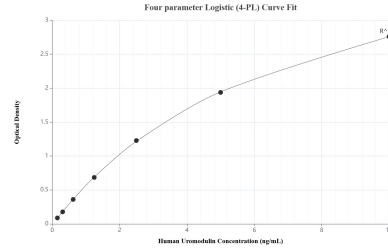
For technical support and original validation data for this product please contact:
T: 1 (888) 4PTGLAB (1-888-478-4522) (toll free in USA), or 1(312) 455-8498 (outside USA) E: proteintech@ptglab.com
W: ptglab.com

This product is exclusively available under Proteintech Group brand and is not available to purchase from any other manufacturer.

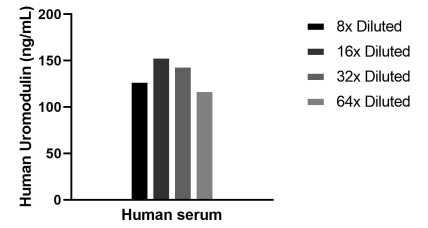
Selected Validation Data



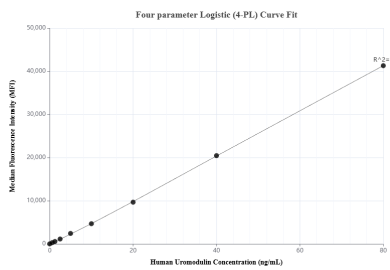
Plasma of six individual healthy human donors was measured. The Uromodulin concentration of detected samples was determined to be 165.17 ng/mL with a range of 122.41-209.38 ng/mL.



Sandwich ELISA standard curve of MP02973-2, Human Uromodulin Recombinant Matched Antibody Pair - PBS only. 87353-3-PBS was coated to a plate as the capture antibody and incubated with serial dilutions of standard Eg5939. 87353-1-PBS was HRP conjugated as the detection antibody. Range: 0.156-10 ng/mL.



The mean Uromodulin concentration was determined to be 136.2 ng/mL in Human serum.



Cytometric bead array standard curve of MP02973-1, Uromodulin Recombinant Matched Antibody Pair, PBS Only. Capture antibody: 87353-2-PBS. Detection antibody: 87353-1-PBS. Standard: Eg5939. Range: 0.625-80 ng/mL.