

For Research Use Only

# PLAU/uPA Recombinant monoclonal antibody, PBS Only (Detector)

Catalog Number: 87458-2-PBS



## Basic Information

<b>Catalog Number:</b> 87458-2-PBS	<b>GenBank Accession Number:</b> NM_002658.6	<b>Purification Method:</b> Protein A purification
<b>Size:</b> 100ug , Concentration: 1 mg/ml by Nanodrop;	<b>GeneID (NCBI):</b> 5328	<b>CloneNo.:</b> 252624A9
<b>Source:</b> Rabbit	<b>UNIPROT ID:</b> P00749-1	
<b>Isotype:</b> IgG	<b>Full Name:</b> plasminogen activator, urokinase	
<b>Immunogen Catalog Number:</b> EG7083	<b>Calculated MW:</b> 49kDa	

## Applications

**Tested Applications:**  
Cytometric bead array, Indirect ELISA

**Species Specificity:**  
human

## Product Information

87458-2-PBS targets PLAU/uPA as part of a matched antibody pair:

MP03048-1: 87458-3-PBS capture and 87458-2-PBS detection (validated in Cytometric bead array)

Unconjugated rabbit recombinant monoclonal antibody in PBS only (BSA and azide free) storage buffer at a concentration of 1 mg/mL, ready for conjugation. Created using Proteintech's proprietary in-house recombinant technology. Recombinant production enables unrivalled batch-to-batch consistency, easy scale-up, and future security of supply.

This conjugation ready format makes antibodies ideal for use in many applications including: ELISAs, multiplex assays requiring matched pairs, mass cytometry, and multiplex imaging applications. Antibody use should be optimized by the end user for each application and assay.

## Storage

**Storage:**  
Store at -80°C.

**Storage Buffer:**  
PBS only, pH7.3

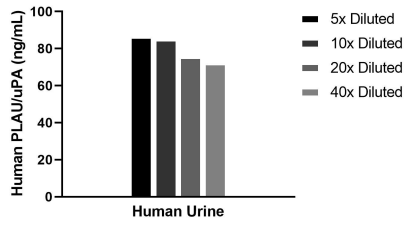
For technical support and original validation data for this product please contact:

T: 1 (888) 4PTGLAB (1-888-478-4522) (toll free in USA), or 1(312) 455-8498 (outside USA)

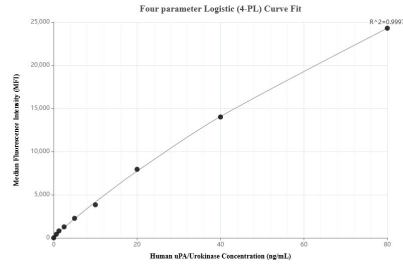
E: [proteintech@ptglab.com](mailto:proteintech@ptglab.com)  
W: [ptglab.com](http://ptglab.com)

**This product is exclusively available under Proteintech Group brand and is not available to purchase from any other manufacturer.**

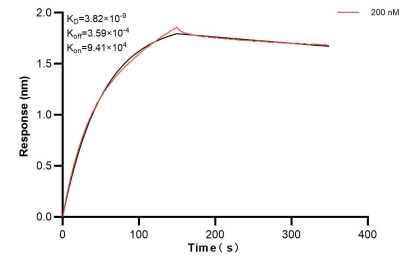
## Selected Validation Data



The mean uPA/Urokinase concentration was determined to be 79.6 ng/mL in human urine.



Cytometric bead array standard curve of MP03048-1, uPA/Urokinase Recombinant Matched Antibody Pair, PBS Only. Capture antibody: 87458-3-PBS. Detection antibody: 87458-2-PBS. Standard: Eg7083. Range: 0.625-80 ng/mL.



Bi-layer interferometry (BLI) kinetic assay of 87458-2-PBS against Human PLAU/uPA was performed. The affinity constant is 3.82 nM.