

For Research Use Only

PLAU/uPA Recombinant monoclonal antibody, PBS Only (Capture)

Catalog Number: 87458-3-PBS



Basic Information

Catalog Number: 87458-3-PBS	GenBank Accession Number: NM_002658.6	Purification Method: Protein A purification
Size: 100ug , Concentration: 1 mg/ml by Nanodrop;	GeneID (NCBI): 5328	CloneNo.: 252624C9
Source: Rabbit	UNIPROT ID: P00749-1	
Isotype: IgG	Full Name: plasminogen activator, urokinase	
Immunogen Catalog Number: EG7083	Calculated MW: 49kDa	

Applications

Tested Applications:
Cytometric bead array, Indirect ELISA

Species Specificity:
human

Product Information

87458-3-PBS targets PLAU/uPA as part of a matched antibody pair:

MP03048-1: 87458-3-PBS capture and 87458-2-PBS detection (validated in Cytometric bead array)

Unconjugated rabbit recombinant monoclonal antibody in PBS only (BSA and azide free) storage buffer at a concentration of 1 mg/mL, ready for conjugation. Created using Proteintech's proprietary in-house recombinant technology. Recombinant production enables unrivalled batch-to-batch consistency, easy scale-up, and future security of supply.

This conjugation ready format makes antibodies ideal for use in many applications including: ELISAs, multiplex assays requiring matched pairs, mass cytometry, and multiplex imaging applications. Antibody use should be optimized by the end user for each application and assay.

Storage

Storage:
Store at -80°C.

Storage Buffer:
PBS only, pH7.3

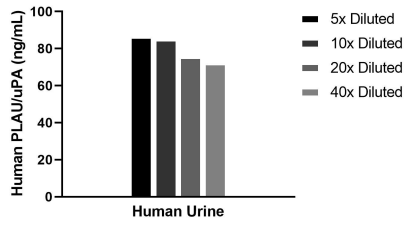
For technical support and original validation data for this product please contact:

T: 1 (888) 4PTGLAB (1-888-478-4522) (toll free in USA), or 1(312) 455-8498 (outside USA)

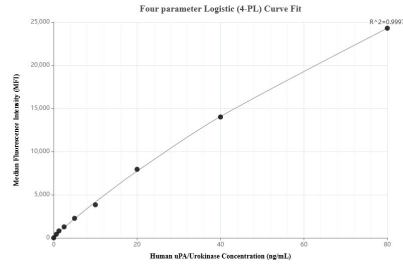
E: proteintech@ptglab.com
W: ptglab.com

This product is exclusively available under Proteintech Group brand and is not available to purchase from any other manufacturer.

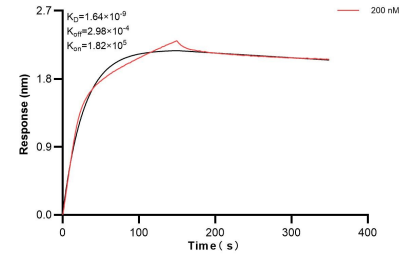
Selected Validation Data



The mean uPA/Urokinase concentration was determined to be 79.6 ng/mL in human urine.



Cytometric bead array standard curve of MP03048-1, uPA/Urokinase Recombinant Matched Antibody Pair, PBS Only. Capture antibody: 87458-3-PBS. Detection antibody: 87458-2-PBS. Standard: Eg7083. Range: 0.625-80 ng/mL.



Bi-layer interferometry (BLI) kinetic assay of 87458-3-PBS against Human PLAU/uPA was performed. The affinity constant is 1.64 nM.