

For Research Use Only

Nicastrin Recombinant monoclonal antibody, PBS Only

Catalog Number: 87471-1-PBS



Basic Information

Catalog Number: 87471-1-PBS	GenBank Accession Number: BC047621	Purification Method: Protein A purification
Size: 100ug , Concentration: 1 mg/ml by Nanodrop;	GeneID (NCBI): 23385	CloneNo.: 252886F8
Source: Rabbit	UNIPROT ID: Q92542	
Isotype: IgG	Full Name: nicastrin	
Immunogen Catalog Number: AG5137	Calculated MW: 709 aa, 78.4 kDa	
	Observed MW: 110 kDa, 130 kDa	

Applications

Tested Applications:
WB, IF/ICC, Indirect ELISA

Species Specificity:
human, mouse, rat

Background Information

Nicastrin (NCT) is a type I transmembrane glycoprotein, which forms high molecular weight gamma-secretase complexes with presenilin 1 and presenilin 2 (PMID: 16096051). The gamma-secretase is an intramembrane protease that cleaves many type I membrane proteins, including amyloid precursor protein (APP) and Notch, generating peptide fragments that are important signaling components (PMID: 16096062). The proteolytic processing of APP results in the release of amyloid- β peptide, a principal component of the plaques found in the brains of Alzheimer's disease patients (PMID: 12716934).

Storage

Storage:
Store at -80°C.

Storage Buffer:
PBS only, pH7.3

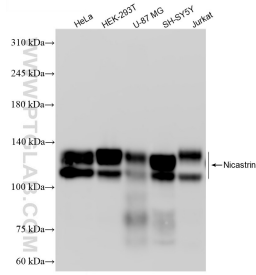
For technical support and original validation data for this product please contact:

T: 1 (888) 4PTGLAB (1-888-478-4522) (toll free in USA), or 1(312) 455-8498 (outside USA)

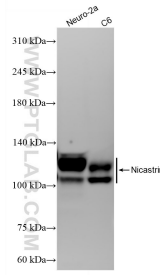
E: proteintech@ptglab.com
W: ptglab.com

This product is exclusively available under Proteintech Group brand and is not available to purchase from any other manufacturer.

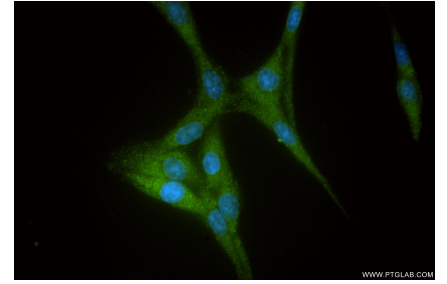
Selected Validation Data



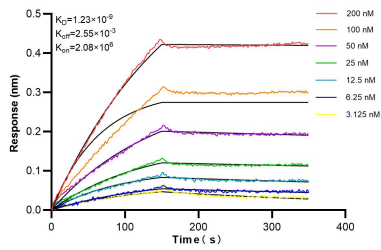
Various lysates were subjected to SDS PAGE followed by western blot with 87471-1-RR (Nicastrin antibody) at dilution of 1:10000 incubated at room temperature for 1.5 hours. This data was developed using the same antibody clone with 87471-1-PBS in a different storage buffer formulation.



Various lysates were subjected to SDS PAGE followed by western blot with 87471-1-RR (Nicastrin antibody) at dilution of 1:10000 incubated at room temperature for 1.5 hours. This data was developed using the same antibody clone with 87471-1-PBS in a different storage buffer formulation.



Immunofluorescent analysis of (-20°C Methanol) fixed C6 cells using Nicastrin antibody (87471-1-RR, Clone: 252886F8) at dilution of 1:500 and CoraLite®488-Conjugated Goat Anti-Rabbit IgG(H+L) (SA00013-2). This data was developed using the same antibody clone with 87471-1-PBS in a different storage buffer formulation.



Biolayer interferometry (BLI) kinetic assays of 87471-RR against Human Nicastrin were performed. The affinity constant is 1.23 nM.