

For Research Use Only

# DDIT4L Recombinant monoclonal antibody, PBS Only

Catalog Number: 87486-1-PBS



## Basic Information

<b>Catalog Number:</b> 87486-1-PBS	<b>GenBank Accession Number:</b> BC013592	<b>Purification Method:</b> Protein A purification
<b>Size:</b> 100ug , Concentration: 1 mg/ml by Nanodrop;	<b>GeneID (NCBI):</b> 115265	<b>CloneNo.:</b> 252832G4
<b>Source:</b> Rabbit	<b>UNIPROT ID:</b> Q96D03	
<b>Isotype:</b> IgG	<b>Full Name:</b> DNA-damage-inducible transcript 4-like	
<b>Immunogen Catalog Number:</b> AG29616	<b>Calculated MW:</b> 193 aa, 22 kDa	
	<b>Observed MW:</b> 20 kDa	

## Applications

**Tested Applications:**  
WB, Indirect ELISA

**Species Specificity:**  
human, mouse

## Background Information

DNA-damage-inducible transcript 4-like protein(DDIT4L), encoded by the stress responsive gene REDD2, is a negative regulator of mTOR signaling, and expressed predominantly in skeletal muscle. It regulates the TOR signaling pathway upstream of the TSC1-TSC2 complex and downstream of AKT1. Also, DDIT4L involves in oxidized low-density lipoprotein-induced macrophage death sensitivity.

## Storage

**Storage:**  
Store at -80°C.

**Storage Buffer:**  
PBS only, pH7.3


For technical support and original validation data for this product please contact:

T: 1 (888) 4PTGLAB (1-888-478-4522) (toll free in USA), or 1(312) 455-8498 (outside USA)

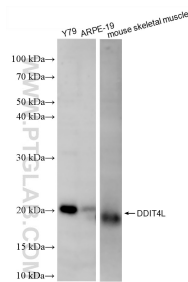
E: [proteintech@ptglab.com](mailto:proteintech@ptglab.com)  
W: [ptglab.com](http://ptglab.com)

**This product is exclusively available under Proteintech Group brand and is not available to purchase from any other manufacturer.**

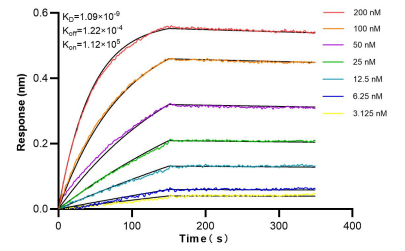
## Selected Validation Data



mouse ovary tissue were subjected to SDS PAGE followed by western blot with 87486-1-RR (DDIT4L antibody) at dilution of 1:2000 incubated at room temperature for 1.5 hours. This data was developed using the same antibody clone with 87486-1-PBS in a different storage buffer formulation.



Various lysates were subjected to SDS PAGE followed by western blot with 87486-1-RR (DDIT4L antibody) at dilution of 1:2000 incubated at room temperature for 1.5 hours. This data was developed using the same antibody clone with 87486-1-PBS in a different storage buffer formulation.



Bilayer interferometry (BLI) kinetic assays of 87486-1-RR against Human DDIT4L were performed. The affinity constant is 1.09 nM.