

For Research Use Only

# CKMT2 Recombinant monoclonal antibody, PBS Only (Detector)

Catalog Number: 87517-2-PBS



## Basic Information

<b>Catalog Number:</b> 87517-2-PBS	<b>GenBank Accession Number:</b> BC029140	<b>Purification Method:</b> Protein A purification
<b>Size:</b> 100ug , Concentration: 1 mg/ml by Nanodrop;	<b>GeneID (NCBI):</b> 1160	<b>CloneNo.:</b> 252920B11
<b>Source:</b> Rabbit	<b>UNIPROT ID:</b> P17540	
<b>Isotype:</b> IgG	<b>Full Name:</b> creatine kinase, mitochondrial 2 (sarcomeric)	
<b>Immunogen Catalog Number:</b> AG3971	<b>Calculated MW:</b> 419 aa, 48 kDa	

## Applications

**Tested Applications:**  
Cytometric bead array, Indirect ELISA

**Species Specificity:**  
human

## Product Information

87517-2-PBS targets CKMT2 as part of a matched antibody pair:

MP03076-1: 87517-3-PBS capture and 87517-2-PBS detection (validated in Cytometric bead array)

Unconjugated rabbit recombinant monoclonal antibody in PBS only (BSA and azide free) storage buffer at a concentration of 1 mg/mL, ready for conjugation. Created using Proteintech's proprietary in-house recombinant technology. Recombinant production enables unrivalled batch-to-batch consistency, easy scale-up, and future security of supply.

This conjugation ready format makes antibodies ideal for use in many applications including: ELISAs, multiplex assays requiring matched pairs, mass cytometry, and multiplex imaging applications. Antibody use should be optimized by the end user for each application and assay.

## Storage

**Storage:**  
Store at -80°C.

**Storage Buffer:**  
PBS only, pH7.3

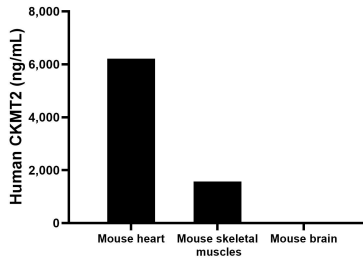
For technical support and original validation data for this product please contact:

T: 1 (888) 4PTGLAB (1-888-478-4522) (toll free in USA), or 1(312) 455-8498 (outside USA)

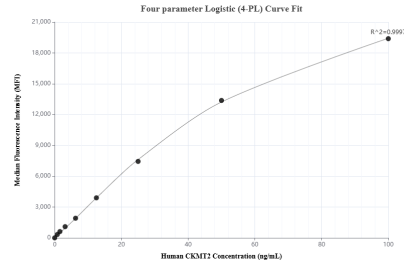
E: [proteintech@ptglab.com](mailto:proteintech@ptglab.com)  
W: [ptglab.com](http://ptglab.com)

**This product is exclusively available under Proteintech Group brand and is not available to purchase from any other manufacturer.**

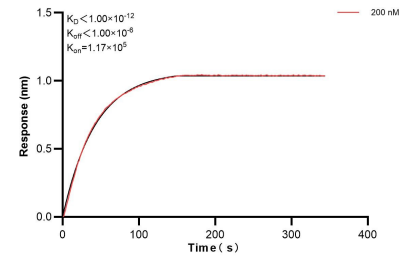
## Selected Validation Data



The mean CKMT2 concentration was determined to be 6208.3 ng/mL in mouse heart tissue extract based on a 5.4 mg/mL extract load, 1565.5 ng/mL in mouse skeletal muscles tissue extract based on a 4.1 mg/mL extract load, mouse brain tissue extract were served as a negative control.



Cytometric bead array standard curve of MP03076-1, CKMT2 Recombinant Matched Antibody Pair, PBS Only. Capture antibody: 87517-3-PBS. Detection antibody: 87517-2-PBS. Standard: Ag3971. Range: 0.781-100 ng/mL



Bi-layer interferometry (BLI) kinetic assay of 87517-2-PBS against Human CKMT2 was performed. The affinity constant is below 1 pM.