

For Research Use Only

CD3 Delta Recombinant monoclonal antibody

Catalog Number: 87532-1-RR



Basic Information

| | | |
|--|---|---|
| Catalog Number: 87532-1-RR | GenBank Accession Number: NM_013487.3 | Purification Method: Protein A purification |
| Size: 100ul , Concentration: 1000 µg/ml by Nanodrop; | GeneID (NCBI): 12500 | CloneNo.: 252849B8 |
| Source: Rabbit | UNIPROT ID: P04235 | Recommended Dilutions: WB: 1:5000-1:50000 |
| Isotype: IgG | Full Name: CD3 antigen, delta polypeptide | |
| Immunogen Catalog Number: EG4665 | Calculated MW: 19 kDa | |
| | Observed MW: 25 kDa | |

Applications

| | |
|---|--|
| Tested Applications: WB, ELISA | Positive Controls: WB : mouse thymus tissue, rat thymus tissue, mouse spleen tissue, rat spleen tissue |
| Species Specificity: mouse, rat | |

Background Information

CD3 is a complex of proteins that directly associates with the T cell receptor (TCR). The TCR/CD3 complex of T-lymphocytes consists of either a TCR alpha/beta or TCR gamma/delta heterodimer coexpressed at the cell surface with the invariant subunits of CD3 labeled gamma, delta, epsilon, zeta, and eta. The TCR recognizes antigens bound to major histocompatibility complex (MHC) molecules. TCR-mediated peptide-MHC recognition is transmitted to the CD3 complex, leading to the intracellular signal transduction. CD3 is considered to be a pan-T cell marker for detection of normal and neoplastic T cells. CD3 delta/CD3D is a single-pass type I membrane protein which consists of an extracellular domain of 84 amino acids, a transmembrane region, and a cytoplasmic domain of 45 amino acids. Defects in CD3 delta are a cause of severe combined immunodeficiency.

Storage

Storage:
Store at -20°C. Stable for one year after shipment.
Storage Buffer:
PBS with 0.02% sodium azide and 50% glycerol, pH7.3
Aliquoting is unnecessary for -20°C storage

*** 20ul sizes contain 0.1% BSA

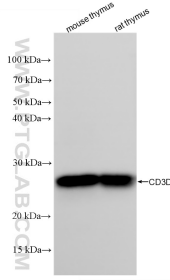
For technical support and original validation data for this product please contact:

T: 1 (888) 4PTGLAB (1-888-478-4522) (toll free in USA), or 1(312) 455-8498 (outside USA)

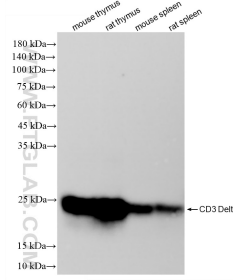
E: proteintech@ptglab.com
W: ptglab.com

This product is exclusively available under Proteintech Group brand and is not available to purchase from any other manufacturer.

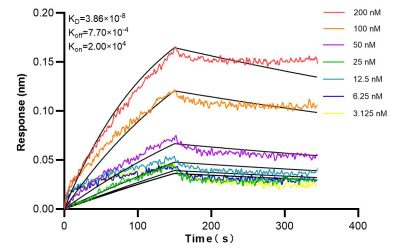
Selected Validation Data



Various lysates were subjected to SDS PAGE followed by western blot with 87532-1-RR (CD3D antibody) at dilution of 1:20000 incubated at room temperature for 1.5 hours.



Various lysates were subjected to SDS PAGE followed by western blot with 87532-1-RR (CD3 Delta antibody) at dilution of 1:10000 incubated at room temperature for 1.5 hours.



Biolayer interferometry (BLI) kinetic assays of 87532-1-RR against Mouse CD3 Delta were performed. The affinity constant is 38.6 nM.