

For Research Use Only

CD11a Recombinant monoclonal antibody

Catalog Number: 87542-1-RR



Basic Information

Catalog Number: 87542-1-RR	GenBank Accession Number: GeneID (NCBI): 16408	Purification Method: Protein A purification
Size: 100ul , Concentration: 1000 µg/ml by Nanodrop;	UNIPROT ID: B7ZN92	CloneNo.: 252754D9
Source: Rabbit	Full Name: integrin alpha L	Recommended Dilutions: WB: 1:20000-1:100000 IHC: 1:500-1:2000 IF/ICC: 1:400-1:1600
Isotype: IgG	Observed MW: 180 kDa	
Immunogen Catalog Number: EG10464		

Applications

Tested Applications: WB, IHC, IF/ICC, ELISA	Positive Controls:
Species Specificity: mouse	WB : mouse spleen tissue, mouse thymus tissue
Note-IHC: suggested antigen retrieval with TE buffer pH 9.0; (*) Alternatively, antigen retrieval may be performed with citrate buffer pH 6.0	IHC : human tonsillitis tissue, IF/ICC : RAW 264.7 cells,

Background Information

CD11a, also known as integrin αL or LFA-1α, is a 170-180 kDa transmembrane glycoprotein that forms a heterodimer with CD18 (PMID: 7027264; 1672643). CD11a/CD18 (LFA-1) is expressed by all leukocytes and mediates cell adhesion through interactions with its ligands, intercellular adhesion molecule 1 (ICAM-1), ICAM-2, and ICAM-3 (PMID: 7479767). CD11a/CD18 also functions in lymphocyte costimulatory signaling (PMID: 1972160).

Storage

Storage:
Store at -20°C. Stable for one year after shipment.
Storage Buffer:
PBS with 0.02% sodium azide and 50% glycerol, pH7.3
Aliquoting is unnecessary for -20°C storage

*** 20ul sizes contain 0.1% BSA

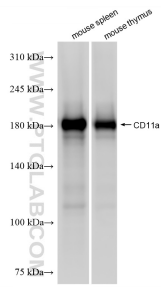
For technical support and original validation data for this product please contact:

T: 1 (888) 4PTGLAB (1-888-478-4522) (toll free
in USA), or 1(312) 455-8498 (outside USA)

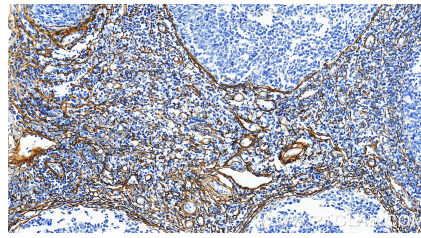
E: proteintech@ptglab.com
W: ptglab.com

This product is exclusively available under Proteintech Group brand and is not available to purchase from any other manufacturer.

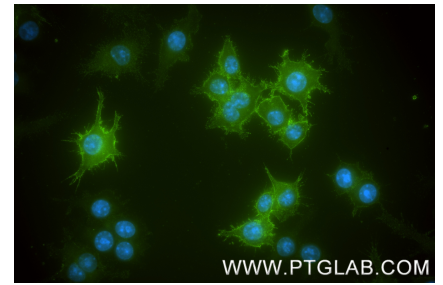
Selected Validation Data



Various lysates were subjected to SDS PAGE followed by western blot with 87542-1-RR (ITAL antibody) at dilution of 1:50000 incubated at room temperature for 1.5 hours.



Immunohistochemical analysis of paraffin-embedded human tonsillitis tissue slide using 87542-1-RR (CD11a antibody) at dilution of 1:1000 (under 20x lens). Heat mediated antigen retrieval with Tris-EDTA buffer (pH 9.0).



Immunofluorescent analysis of (-20°C Methanol) fixed RAW 264.7 cells using CD11a antibody (87542-1-RR, Clone: 252754D9) at dilution of 1:800 and CoraLite® 488-Conjugated Goat Anti-Rabbit IgG(H+L) (SA00013-2).