

For Research Use Only

CENPB Recombinant monoclonal antibody, PBS Only

Catalog Number:87672-1-PBS



Basic Information

Catalog Number: 87672-1-PBS	GenBank Accession Number: BC053847	Purification Method: Protein A purification
Size: 100ug , Concentration: 1 mg/ml by Nanodrop;	GeneID (NCBI): 1059	CloneNo.: 253126C5
Source: Rabbit	UNIPROT ID: P07199	
Isotype: IgG	Full Name: centromere protein B, 80kDa	
Immunogen Catalog Number: AG24967	Calculated MW: 65 kDa	
	Observed MW: 75-80 kDa	

Applications

Tested Applications:
WB, Indirect ELISA

Species Specificity:
human, mouse

Background Information

Centromere protein B (CENPB), also known as major centromere autoantigen B, is an autoantigen protein of the cell nucleus. In mammalian centromeres CENPB plays a critical role in the organization of chromatin structure, but in the absence of CENPB some chromosomes use other redundant proteins to accomplish mitosis (PMID: 14963831). CENPB plays an important role in cell cycle regulation. CENPB is highly expressed in cancer cells helping in high rate proliferation. This antibody detects CENPB protein with a molecular weight of 80 kDa (PMID: 34547289, PMID: 29273057).

Storage

Storage:
Store at -80°C.

Storage Buffer:
PBS only, pH7.3

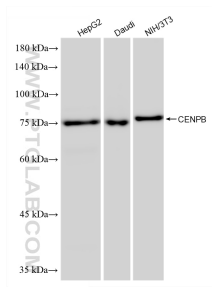
For technical support and original validation data for this product please contact:

T: 1 (888) 4PTGLAB (1-888-478-4522) (toll free in USA), or 1(312) 455-8498 (outside USA)

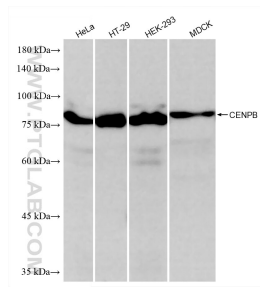
E: proteintech@ptglab.com
W: ptglab.com

This product is exclusively available under Proteintech Group brand and is not available to purchase from any other manufacturer.

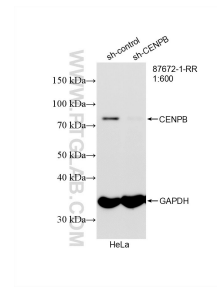
Selected Validation Data



Various lysates were subjected to SDS PAGE followed by western blot with 87672-1-RR (CENPB antibody) at dilution of 1:5000 incubated at room temperature for 1.5 hours. This data was developed using the same antibody clone with 87672-1-PBS in a different storage buffer formulation.



Various lysates were subjected to SDS PAGE followed by western blot with 87672-1-RR (CENPB antibody) at dilution of 1:5000 incubated at room temperature for 1.5 hours. This data was developed using the same antibody clone with 87672-1-PBS in a different storage buffer formulation.



WB result of CENPB antibody (87672-1-RR; 1:600; incubated at room temperature for 1.5 hours) with sh-Control and sh-CENPB transfected HeLa cells. This data was developed using the same antibody clone with 87672-1-PBS in a different storage buffer formulation.