

For Research Use Only

Granulysin Recombinant monoclonal antibody, PBS Only (Detector)

Catalog Number: 87707-1-PBS



Basic Information

Catalog Number: 87707-1-PBS	GenBank Accession Number: NM_006433.5	Purification Method: Protein A purification
Size: 100ug , Concentration: 1 mg/ml by Nanodrop;	GeneID (NCBI): 10578	CloneNo.: 252602A9
Source: Rabbit	UNIPROT ID: P22749-1	
Isotype: IgG	Full Name: granulysin	
Immunogen Catalog Number: EG3381	Calculated MW: 16 kDa	

Applications

Tested Applications:
Sandwich ELISA, Indirect ELISA

Species Specificity:
human

Product Information

87707-1-PBS targets Granulysin as part of a matched antibody pair:

MP03145-1: 87707-2-PBS capture and 87707-1-PBS detection (validated in Sandwich ELISA)

Unconjugated rabbit recombinant monoclonal antibody in PBS only (BSA and azide free) storage buffer at a concentration of 1 mg/mL, ready for conjugation. Created using Proteintech's proprietary in-house recombinant technology. Recombinant production enables unrivalled batch-to-batch consistency, easy scale-up, and future security of supply.

This conjugation ready format makes antibodies ideal for use in many applications including: ELISAs, multiplex assays requiring matched pairs, mass cytometry, and multiplex imaging applications. Antibody use should be optimized by the end user for each application and assay.

Storage

Storage:
Store at -80°C.

Storage Buffer:
PBS only, pH7.3

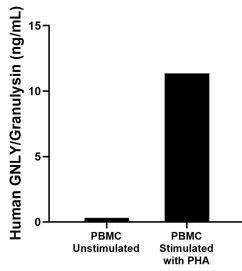
For technical support and original validation data for this product please contact:

T: 1 (888) 4PTGLAB (1-888-478-4522) (toll free in USA), or 1(312) 455-8498 (outside USA)

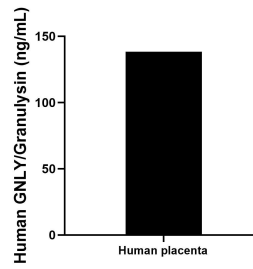
E: proteintech@ptglab.com
W: ptglab.com

This product is exclusively available under Proteintech Group brand and is not available to purchase from any other manufacturer.

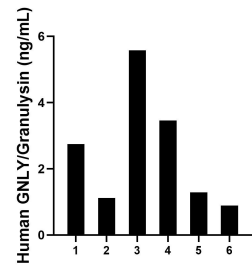
Selected Validation Data



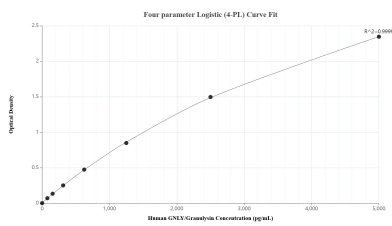
Human peripheral blood mononuclear cells (PBMC) were cultured unstimulated or stimulated with 10 µg/mL PHA for 3 days. The mean GNL Y/Granulysin concentration was determined to be 0.3 ng/mL in unstimulated PBMC supernatant, 11.3 ng/mL in PHA stimulated PBMC supernatant.



The mean GNL Y/Granulysin concentration was determined to be 138.4 ng/mL in human placenta tissue extract based on a 3.8 mg/mL extract load.



Serum of six individual healthy human donors was measured. The GNL Y/Granulysin concentration of detected samples was determined to be 2.5 ng/mL with a range of 0.9-5.6 ng/mL.



Sandwich ELISA standard curve of MP03145-1, Human GNL Y/Granulysin Recombinant Matched Antibody Pair - PBS only. 87707-2-PBS was coated to a plate as the capture antibody and incubated with serial dilutions of standard Eg3381. 87707-1-PBS was HRP conjugated as the detection antibody. Range: 78.1-5000 pg/mL.