

For Research Use Only

GNLY/Granulysin Recombinant monoclonal antibody

Catalog Number:87707-3-RR



Basic Information

Catalog Number: 87707-3-RR	GenBank Accession Number: NM_006433.5	Purification Method: Protein A purification
Size: 100ul , Concentration: 1000 µg/ml by Nanodrop;	GeneID (NCBI): 10578	CloneNo.: 252602F8
Source: Rabbit	UNIPROT ID: P22749-1	Recommended Dilutions: WB: 1:500-1:2000 IHC: 1:500-1:2000
Isotype: IgG	Full Name: granulysin	
Immunogen Catalog Number: EG3381	Calculated MW: 16 kDa	
	Observed MW: 14-15 kDa	

Applications

Tested Applications: WB, ELISA	Positive Controls:
Species Specificity: human	WB : NK-92 cells, Recombinant protein
	IHC : human tonsil tissue,

Note-IHC: suggested antigen retrieval with TE buffer pH 9.0; (*) Alternatively, antigen retrieval may be performed with citrate buffer pH 6.0

Background Information

Granulysin is a cationic, saposin-like antimicrobial protein expressed in cytotoxic granules of human CD8+ T cells and NK cells. It exists as 9-kDa (cytolytic) and 15-kDa (secreted) isoforms, killing intracellular pathogens and tumor cells by disrupting membranes or inducing ER stress-mediated apoptosis.(PMID: 17596262;17182542)

Storage

Storage:
Store at -20°C. Stable for one year after shipment.
Storage Buffer:
PBS with 0.02% sodium azide and 50% glycerol, pH7.3
Aliquoting is unnecessary for -20°C storage

*** 20ul sizes contain 0.1% BSA

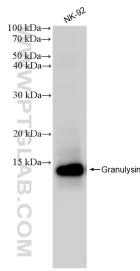
For technical support and original validation data for this product please contact:

T: 1 (888) 4PTGLAB (1-888-478-4522) (toll free in USA), or 1(312) 455-8498 (outside USA)

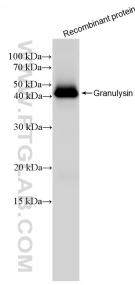
E: proteintech@ptglab.com
W: ptglab.com

This product is exclusively available under Proteintech Group brand and is not available to purchase from any other manufacturer.

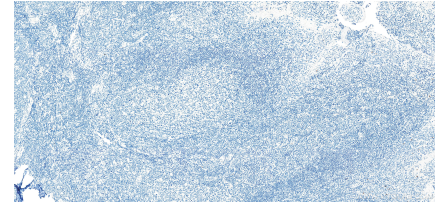
Selected Validation Data



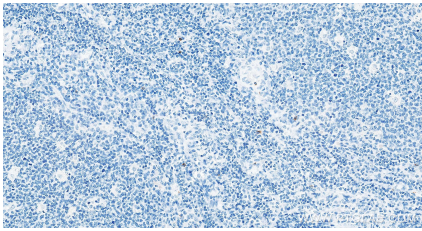
NK-92 cells were subjected to SDS PAGE followed by western blot with 87707-3-RR (Granulysin antibody) at dilution of 1:1000 incubated at room temperature for 1.5 hours.



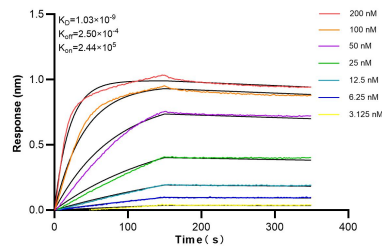
Granulysin Recombinant protein Eg4482 was subjected to SDS PAGE followed by western blot with 87707-3-RR (Granulysin antibody) at dilution of 1:1000 incubated at room temperature for 1.5 hours.



Immunohistochemical analysis of paraffin-embedded human tonsil tissue slide using 87707-3-RR (GNLY/Granulysin antibody) at dilution of 1:1000 (under 10x lens). Heat mediated antigen retrieval with Tris-EDTA buffer (pH 9.0).



Immunohistochemical analysis of paraffin-embedded human tonsil tissue slide using 87707-3-RR (GNLY/Granulysin antibody) at dilution of 1:1000 (under 40x lens). Heat mediated antigen retrieval with Tris-EDTA buffer (pH 9.0).



Biolayer interferometry (BLI) kinetic assays of 87707-3-RR against Human GNLY/Granulysin were performed. The affinity constant is 1.03 nM.