

For Research Use Only

# PTK2B Recombinant monoclonal antibody, PBS Only (Capture)

Catalog Number: 87746-3-PBS



## Basic Information

<b>Catalog Number:</b> 87746-3-PBS	<b>GenBank Accession Number:</b> BC042599	<b>Purification Method:</b> Protein A purification
<b>Size:</b> 100ug , Concentration: 1 mg/ml by Nanodrop;	<b>GeneID (NCBI):</b> 2185	<b>CloneNo.:</b> 253299G7
<b>Source:</b> Rabbit	<b>UNIPROT ID:</b> Q14289	
<b>Isotype:</b> IgG	<b>Full Name:</b> PTK2B protein tyrosine kinase 2 beta	
<b>Immunogen Catalog Number:</b> AG11487	<b>Calculated MW:</b> 1009 aa, 116 kDa	

## Applications

**Tested Applications:**  
Cytometric bead array, Sandwich ELISA, Indirect ELISA

**Species Specificity:**  
human

## Product Information

87746-3-PBS targets PTK2B as part of a matched antibody pair:

MP03196-1: 87746-3-PBS capture and 87746-2-PBS detection (validated in Cytometric bead array, Sandwich ELISA)

Unconjugated rabbit recombinant monoclonal antibody in PBS only (BSA and azide free) storage buffer at a concentration of 1 mg/mL, ready for conjugation. Created using Proteintech's proprietary in-house recombinant technology. Recombinant production enables unrivalled batch-to-batch consistency, easy scale-up, and future security of supply.

This conjugation ready format makes antibodies ideal for use in many applications including: ELISAs, multiplex assays requiring matched pairs, mass cytometry, and multiplex imaging applications. Antibody use should be optimized by the end user for each application and assay.

## Storage

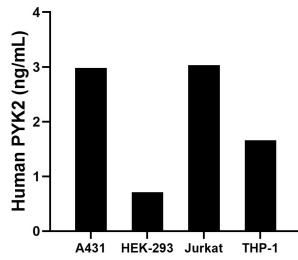
**Storage:**  
Store at -80°C.

**Storage Buffer:**  
PBS only, pH7.3

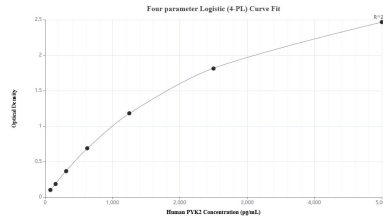
For technical support and original validation data for this product please contact:  
T: 1 (888) 4PTGLAB (1-888-478-4522) (toll free in USA), or 1(312) 455-8498 (outside USA)      E: proteintech@ptglab.com  
W: ptglab.com

**This product is exclusively available under Proteintech Group brand and is not available to purchase from any other manufacturer.**

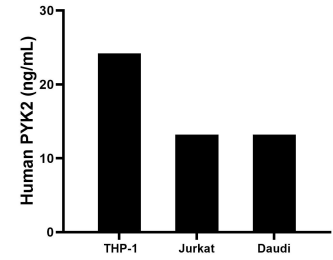
## Selected Validation Data



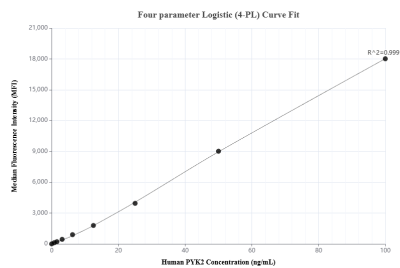
The mean PYK2 concentration was determined to be 2.98 ng/mL in A431 cell extract based on a 1.5 mg/mL extract load, 0.71 ng/mL in HEK-293 cell extract based on a 1.5 mg/mL extract load, 3.03 ng/mL in Jurkat cell extract based on a 1.2 mg/mL extract load and 1.66 ng/mL in THP-1 cell extract based on a 1.2 mg/mL extract load.



Sandwich ELISA standard curve of MP03196-1, Human PYK2 Recombinant Matched Antibody Pair - PBS only. 87746-3-PBS was coated to a plate as the capture antibody and incubated with serial dilutions of standard Ag11487. 87746-2-PBS was HRP conjugated as the detection antibody. Range: 78.1-5000 pg/mL



The mean PYK2 concentration was determined to be 24.2 ng/mL in THP-1 cell extract based on a 1.2 mg/mL extract load, 13.2 ng/mL in Jurkat cell extract based on a 1.2 mg/mL extract load, 13.2 ng/mL in Daudi cell extract based on a 1.2 mg/mL extract load.



Cytometric bead array standard curve of MP03196-1, PYK2 Recombinant Matched Antibody Pair, PBS Only. Capture antibody: 87746-3-PBS. Detection antibody: 87746-2-PBS. Standard: Ag11487. Range: 0.781-100 ng/mL