

For Research Use Only

Galectin-7 Recombinant monoclonal antibody

Catalog Number: 87943-1-RR



Basic Information

Catalog Number: 87943-1-RR	GenBank Accession Number: NM_002307	Purification Method: Protein A purification
Size: 100ul , Concentration: 1000 µg/ml by Nanodrop;	GeneID (NCBI): 3963	CloneNo.: 260029G6
Source: Rabbit	UNIPROT ID: P47929	Recommended Dilutions: WB: 1:2000-1:10000 IP: 0.5-4.0 ug for 1.0-3.0 mg of total protein lysate
Isotype: IgG	Full Name: lectin, galactoside-binding, soluble, 7	
Immunogen Catalog Number: EG7637	Calculated MW: 15 kDa	
	Observed MW: 15 kDa	

Applications

Tested Applications: WB, IP, ELISA	Positive Controls: WB : mouse skin tissue, rat skin tissue IP : rat skin tissue,
Species Specificity: human, mouse, rat	

Background Information

Galectins are a family of animal lectins defined by shared characteristic amino-acid sequences and affinity for β -galactose-containing oligosaccharides (PMID: 8063692). Galectin-7 contains one carbohydrate recognition domain (CRD) and is biologically active as a monomer. It is mainly expressed in stratified epithelium, especially in epidermis. Alterations of galectin-7 expression during cancer progression have been reported. Galectin-7 is involved in epithelial differentiation and development and may have a role in tumour development (PMID: 16429325).

Storage

Storage:
Store at -20°C. Stable for one year after shipment.
Storage Buffer:
PBS with 0.02% sodium azide and 50% glycerol, pH7.3
Aliquoting is unnecessary for -20°C storage

*** 20ul sizes contain 0.1% BSA

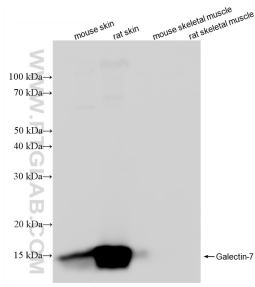
For technical support and original validation data for this product please contact:

T: 1 (888) 4PTGLAB (1-888-478-4522) (toll free in USA), or 1(312) 455-8498 (outside USA)

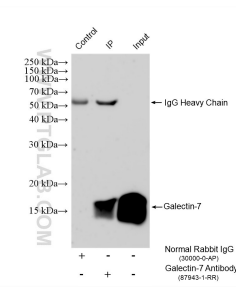
E: proteintech@ptglab.com
W: ptglab.com

This product is exclusively available under Proteintech Group brand and is not available to purchase from any other manufacturer.

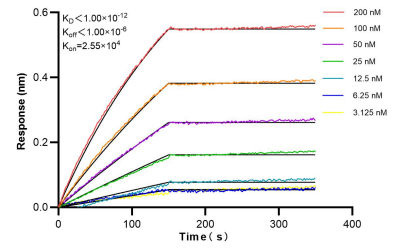
Selected Validation Data



Various lysates were subjected to SDS PAGE followed by western blot with 87943-1-RR (Galectin-7 antibody) at dilution of 1:5000 incubated at room temperature for 1.5 hours.



IP result of anti-Galectin-7 (IP:87943-1-RR, 4 μ g; Detection:87943-1-RR 1:2000) with rat skin tissue lysate 880 μ g.



Bilayer interferometry (BLI) kinetic assays of 87943-1-RR against Human Galectin-7 were performed. The affinity constant is below 1 pM.