

For Research Use Only

BAI2 Recombinant monoclonal antibody, PBS Only (Detector)

Catalog Number: 87965-2-PBS



Basic Information

Catalog Number: 87965-2-PBS	GenBank Accession Number: NM_001364857.2	Purification Method: Protein A purification
Size: 100ug, Concentration: 1 mg/ml by Nanodrop;	GeneID (NCBI): 576	CloneNo.: 260046F11
Source: Rabbit	UNIPROT ID: O60241-1	
Isotype: IgG	Full Name: brain-specific angiogenesis inhibitor 2	
Immunogen Catalog Number: EG7126	Calculated MW: 173 kDa	

Applications

Tested Applications:
Cytometric bead array, Indirect ELISA

Species Specificity:
human

Product Information

87965-2-PBS targets BAI2 as part of a matched antibody pair:

MP03303-1: 87965-1-PBS capture and 87965-2-PBS detection (validated in Cytometric bead array)

Unconjugated rabbit recombinant monoclonal antibody in PBS only (BSA and azide free) storage buffer at a concentration of 1 mg/mL, ready for conjugation. Created using Proteintech's proprietary in-house recombinant technology. Recombinant production enables unrivalled batch-to-batch consistency, easy scale-up, and future security of supply.

This conjugation ready format makes antibodies ideal for use in many applications including: ELISAs, multiplex assays requiring matched pairs, mass cytometry, and multiplex imaging applications. Antibody use should be optimized by the end user for each application and assay.

Storage

Storage:
Store at -80°C.

Storage Buffer:
PBS only, pH7.3

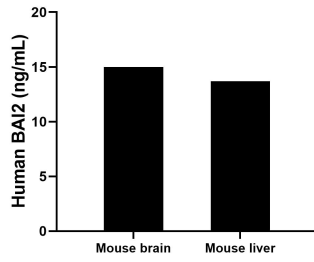
For technical support and original validation data for this product please contact:

T: 1 (888) 4PTGLAB (1-888-478-4522) (toll free in USA), or 1(312) 455-8498 (outside USA)

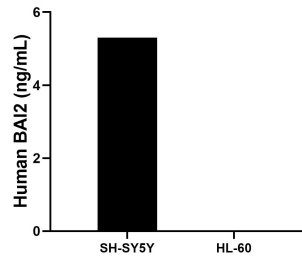
E: proteintech@ptglab.com
W: ptglab.com

This product is exclusively available under Proteintech Group brand and is not available to purchase from any other manufacturer.

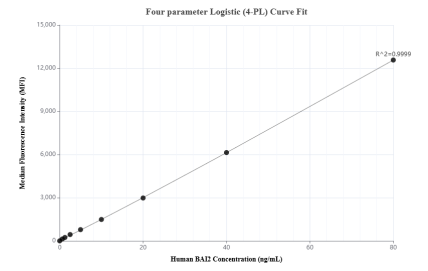
Selected Validation Data



The mean BAI2 concentration was determined to be 15.0 ng/mL in mouse brain tissue extract based on a 1.0 mg/mL extract load, 13.7 ng/mL in mouse liver tissue extract based on a 1.0 mg/mL extract load.



The mean BAI2 concentration was determined to be 5.3 ng/mL in SH-SY5Y cell extract based on a 1.2 mg/mL extract load, HL-60 cell extract were served as a negative control.



Cytometric bead array standard curve of MP03303-1, BAI2 Recombinant Matched Antibody Pair, PBS Only. Capture antibody: 87965-1-PBS. Detection antibody: 87965-2-PBS. Standard: Eg7126. Range: 0.625-80 ng/mL.