For Research Use Only

RBM14 Recombinant monoclonal antibody, PBS Only (Capture)

Catalog Number:88407-1-PBS

proteintech®
Antibodies | ELISA kits | Proteins
www.ptglab.com

Basic Information

Catalog Number:
88407-1-PBS

Size:
100ug , Concentration: 1 mg/ml by Nanodrop;

Source:
Rabbit

Isotype:
IgG

Immunogen Catalog Number:
AG42734

GenBank Accession Number:
BC000488

GeneID (NCBI):
10432

UNIPROT ID:
Q96PK6

Full Name:
RNA binding motif protein 14

Calculated MW:
70 kDa

Observed MW:
70-75 kDa

Purification Method:
Protein A purification

CloneNo.:
260914C12

Applications

Tested Applications:
WB, IHC, IF/ICC, Sandwich ELISA, Indirect ELISA

Species Specificity:
human, mouse, rat

Product Information

88407-1-PBS targets RBM14 as part of a matched antibody pair:

MP03574-1: 88407-1-PBS capture and 88407-2-PBS detection (validated in Sandwich ELISA)

Unconjugated rabbit recombinant monoclonal antibody in PBS only (BSA and azide free) storage buffer at a concentration of 1 mg/mL, ready for conjugation. Created using Proteintech's proprietary in-house recombinant technology. Recombinant production enables unrivalled batch-to-batch consistency, easy scale-up, and future security of supply.

This conjugation ready format makes antibodies ideal for use in many applications including: ELISAs, multiplex assays requiring matched pairs, mass cytometry, and multiplex imaging applications.Antibody use should be optimized by the end user for each application and assay.

Background Information

RBM14 is a ribonucleoprotein that functions as a general nuclear coactivator, and an RNA splicing modulator. This protein contains two RNA recognition motifs (RRM) at the N-terminus, and multiple hexapeptide repeat domain at the C-terminus that interacts with thyroid hormone receptor-binding protein (TRBP), and is required for transcription activation.

Storage

Storage:
Store at -80°C.
Storage Buffer:
PBS only, pH7.3

For technical support and original validation data for this product please contact:
T: 1 (888) 4PTGLAB (1-888-478-4522) (toll free in USA), or 1(312) 455-8498 (outside USA)
E: proteintech@ptglab.com
W: ptglab.com

This product is exclusively available under Proteintech Group brand and is not available to purchase from any other manufacturer.

Selected Validation Data

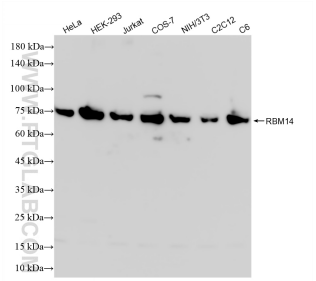

Various lysates were subjected to SDS PAGE followed by western blot with 88407-1-RR (RBM14 antibody) at dilution of 1:5000 incubated at room temperature for 1.5 hours. This data was developed using the same antibody clone with 88407-1-PBS in a different storage buffer formulation.

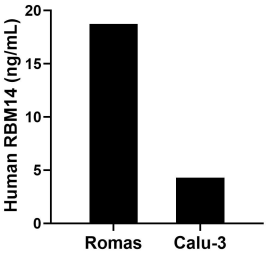

The mean RBM14 concentration was determined to be 18.72 ng/mL in Romas cell extract based on a 1.20 mg/mL extract load and 4.28 ng/mL in Calu-3 cell extract based on a 1.20 mg/mL extract load.

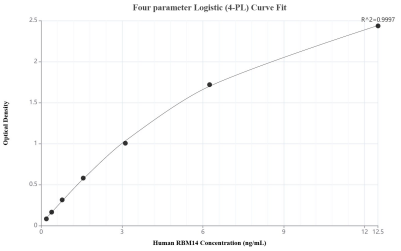

Sandwich ELISA standard curve of MP03574-1, Human RBM14 Recombinant Matched Antibody Pair - PBS only. 88407-1-PBS was coated to a plate as the capture antibody and incubated with serial dilutions of standard Ag42734. 88407-2-PBS was HRP conjugated as the detection antibody. Range: 0.195-12.5 ng/mL.



Immunohistochemical analysis of paraffin-embedded mouse thymus tissue slide using 88407-1-RR (RBM14 antibody) at dilution of 1:800 (under 10x lens). Heat mediated antigen retrieval with Tris-EDTA buffer (pH 9.0). This data was developed using the same antibody clone with 88407-1-PBS in a different storage buffer formulation.

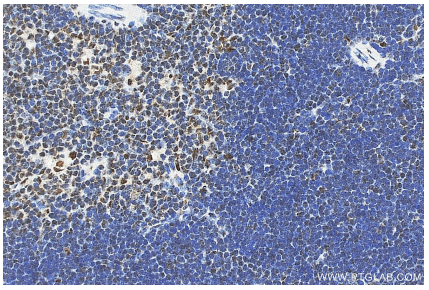

Immunohistochemical analysis of paraffin-embedded mouse thymus tissue slide using 88407-1-RR (RBM14 antibody) at dilution of 1:800 (under 40x lens). Heat mediated antigen retrieval with Tris-EDTA buffer (pH 9.0). This data was developed using the same antibody clone with 88407-1-PBS in a different storage buffer formulation.

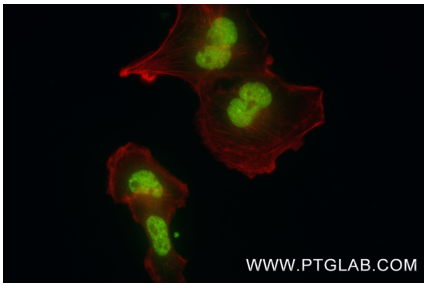

Immunofluorescent analysis of (4% PFA) fixed U-251 cells using RBM14 antibody (88407-1-RR, Clone: 260914C12) at dilution of 1:1000 and CoraLite®488-Conjugated Goat Anti-Rabbit IgG(H+L) (SA00013-2). This data was developed using the same antibody clone with 88407-1-PBS in a different storage buffer formulation.

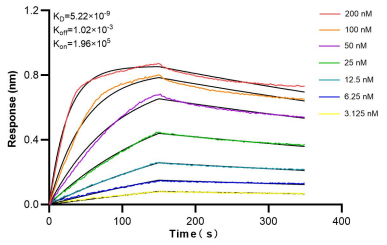

Biolayer interferometry (BLI) kinetic assays of 88407-1-RR against Human RBM14 were performed. The affinity constant is 5.22 nM.