For Research Use Only

BRAF Recombinant monoclonal antibody, PBS Only

Catalog Number:88514-3-PBS

proteintech®
Antibodies | ELISA kits | Proteins
www.ptglab.com

Basic Information

Catalog Number:
88514-3-PBS

Size:
100ug , Concentration: 1 mg/ml by Nanodrop;

Source:
Rabbit

Isotype:
IgG

Immunogen Catalog Number:
AG42145

GenBank Accession Number:
BC101757

GeneID (NCBI):
673

UNIPROT ID:
P15056

Full Name:
v-raf murine sarcoma viral oncogene homolog B1

Calculated MW:
766 aa, 84 kDa

Observed MW:
84-90 kDa

Purification Method:
Protein A purification

CloneNo.:
260358B12

Applications

Tested Applications:
WB, IHC, IF/ICC, Indirect ELISA

Species Specificity:
human, mouse

Storage

Storage:
Store at -80°C.
Storage Buffer:
PBS only, pH7.3

For technical support and original validation data for this product please contact:
T: 1 (888) 4PTGLAB (1-888-478-4522) (toll free in USA), or 1(312) 455-8498 (outside USA)
E: proteintech@ptglab.com
W: ptglab.com

This product is exclusively available under Proteintech Group brand and is not available to purchase from any other manufacturer.

Selected Validation Data

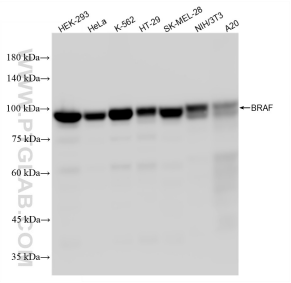

Various lysates were subjected to SDS PAGE followed by western blot with 88514-3-RR (BRAF antibody) at dilution of 1:20000 incubated at room temperature for 1.5 hours. This data was developed using the same antibody clone with 88514-3-PBS in a different storage buffer formulation.

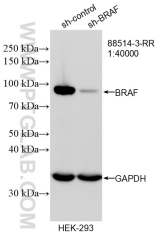

WB result of BRAF antibody (88514-3-RR; 1:40000; incubated at room temperature for 1.5 hours) with sh-Control and sh-BRAF transfected HEK-293 cells. This data was developed using the same antibody clone with 88514-3-PBS in a different storage buffer formulation.

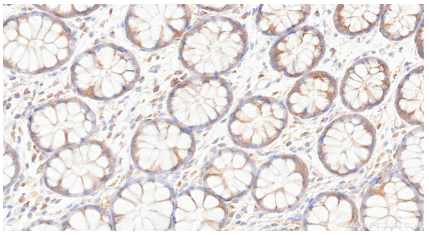

Immunohistochemical analysis of paraffin-embedded human large intestine tissue slide using 88514-3-RR (BRAF antibody) at dilution of 1:500 (under 40x lens). Heat mediated antigen retrieval with Tris-EDTA buffer (pH 9.0). This data was developed using the same antibody clone with 88514-3-PBS in a different storage buffer formulation.

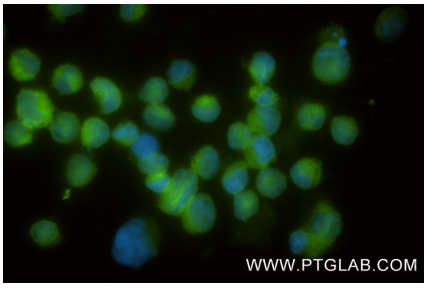

Immunofluorescent analysis of (4% PFA) fixed K-562 cells using BRAF antibody (88514-3-RR, Clone: 260358B12) at dilution of 1:200 and CoraLite®488-Conjugated Goat Anti-Rabbit IgG(H+L) (SA00013-2). This data was developed using the same antibody clone with 88514-3-PBS in a different storage buffer formulation.

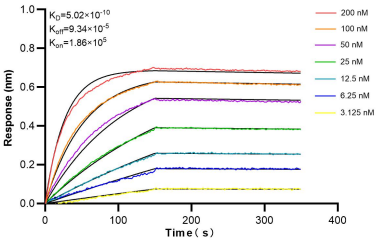

Biolayer interferometry (BLI) kinetic assays of 88514-3-RR against Human BRAF were performed. The affinity constant is 0.502 nM.