For Research Use Only

Mouse Annexin A3 Recombinant monoclonal antibody, PBS Only

Catalog Number:89047-1-PBS

proteintech®
Antibodies | ELISA kits | Proteins
www.ptglab.com

Basic Information

Catalog Number:
89047-1-PBS

Size:
100ug , Concentration: 1 mg/ml by Nanodrop;

Source:
Rabbit

Isotype:
IgG

Immunogen Catalog Number:
EG11966

GenBank Accession Number:
NM_001420107.1

GeneID (NCBI):
11745

UNIPROT ID:
O35639

Full Name:
annexin A3

Calculated MW:
36 kDa

Observed MW:
36 kDa

Purification Method:
Protein A purification

CloneNo.:
262130B9

Applications

Tested Applications:
WB, IHC, IF/ICC, Indirect ELISA

Species Specificity:
mouse, rat

Background Information

Annexin A3 (Anxa3), also named as lipocortin3, placental anticoagulant protein3 (PAP-III), belongs to annexin family. Annexins are calcium-dependent phospholipids-binding high-abundant intracellular proteins. ANXA3 has been reported to play crucial roles in a diverse range of molecular and cellular processes, including ion channel regulation, anticoagulation, anti-inflammation, vesicle traffick-ing, signal transduction, cell migration, and cell proliferation. It also exhibits important roles in cancer progression, metastasis, and drug resistance.

Storage

Storage:
Store at -80°C.
Storage Buffer:
PBS only, pH7.3

For technical support and original validation data for this product please contact:
T: 1 (888) 4PTGLAB (1-888-478-4522) (toll free in USA), or 1(312) 455-8498 (outside USA)
E: proteintech@ptglab.com
W: ptglab.com

This product is exclusively available under Proteintech Group brand and is not available to purchase from any other manufacturer.

Selected Validation Data

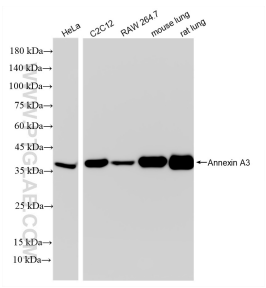

Various lysates were subjected to SDS PAGE followed by western blot with 89047-1-RR (Annexin A3 antibody) at dilution of 1:10000 incubated at room temperature for 1.5 hours. This data was developed using the same antibody clone with 89047-1-PBS in a different storage buffer formulation.

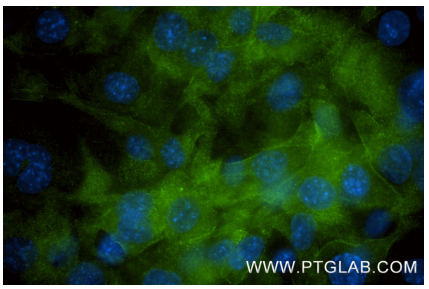

Immunofluorescent analysis of (-20°C Methanol) fixed C2C12 cells using Annexin A3 antibody (89047-1-RR, Clone: 262130B9) at dilution of 1:400 and CoraLite®488-Conjugated Goat Anti-Rabbit IgG(H+L) (SA00013-2). This data was developed using the same antibody clone with 89047-1-PBS in a different storage buffer formulation.

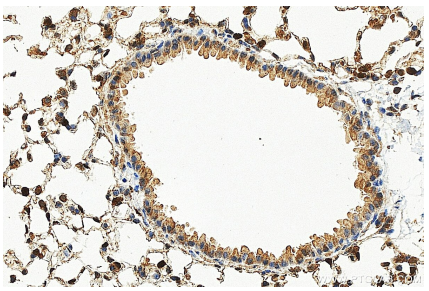

Immunohistochemical analysis of paraffin-embedded mouse lung tissue slide using 89047-1-RR (Annexin A3 antibody) at dilution of 1:400 (under 40x lens). Heat mediated antigen retrieval with Tris-EDTA buffer (pH 9.0). This data was developed using the same antibody clone with 89047-1-PBS in a different storage buffer formulation.