

For Research Use Only

Anti-Human CD4 Rabbit Recombinant Antibody

Catalog Number: 98042-1-RR



Basic Information

Catalog Number:

98042-1-RR

Size:

100ug, 1 mg/ml

Source:

Rabbit

Isotype:

IgG

GenBank Accession Number:

BC025782

GeneID (NCBI):

920

ENSEMBL Gene ID:

ENSG00000010610

UNIPROT ID:

P01730

Full Name:

CD4 molecule

Calculated MW:

55 kDa

Purification Method:

Protein A purification

CloneNo.:

240427E12

Applications

Tested Applications:

FC

Species Specificity:

human

Background Information

CD4 is a 55-kDa transmembrane glycoprotein expressed on T helper cells, the majority of thymocytes, monocytes, macrophages, and dendritic cells (PMID: 9304802; 12213222). CD4 is an accessory protein for MHC class-II antigen/T-cell receptor interaction. It plays an important role in T helper cell development and activation (PMID: 9539765; 3112582). CD4 serves as a receptor for the human immunodeficiency virus (HIV) (PMID: 9304802).

Storage

Storage:

Store at 2-8°C. Stable for one year after shipment.

Storage Buffer:

PBS with 0.09% sodium azide.

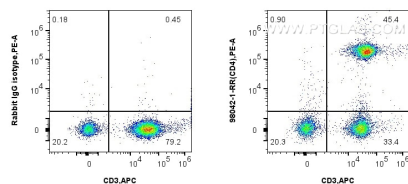
For technical support and original validation data for this product please contact:

T: 1 (888) 4PTGLAB (1-888-478-4522) (toll free in USA), or 1(312) 455-8498 (outside USA)

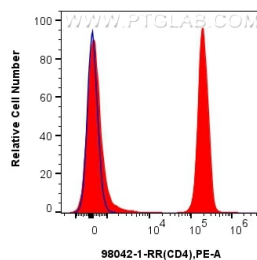
E: proteintech@ptglab.com
W: ptglab.com

This product is exclusively available under Proteintech Group brand and is not available to purchase from any other manufacturer.

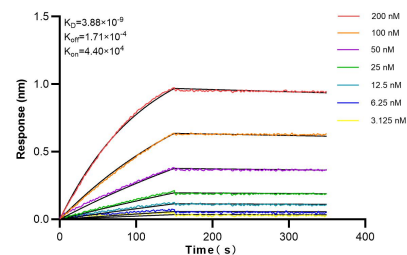
Selected Validation Data



1x10⁶ human PBMCs were surface stained with 0.25 ug Anti-Human CD4 Rabbit Recombinant Antibody (98042-1-RR, Clone: 240427E12) or Isotype Control, and PE-Conjugated AffiniPure Goat Anti-Rabbit IgG(H+L). Cells were co-stained with APC Anti-Human CD3 (OKT3) Mouse IgG2a Recombinant Antibody (APC-65569, Clone: OKT3). Cells were not fixed. Lymphocytes were gated.



1x10⁶ human PBMCs were surface stained with 0.25 ug Anti-Human CD4 Rabbit Recombinant Antibody (98042-1-RR, Clone: 240427E12) (red) or Isotype Control (blue), and PE-Conjugated AffiniPure Goat Anti-Rabbit IgG(H+L). Cells were not fixed. Lymphocytes were gated.



Biolayer interferometry (BLI) kinetic assays of 98042-1-RR against Human CD4 were performed. The affinity constant is 3.88 nM.