

For Research Use Only

Anti-Mouse CD56 Rabbit Recombinant Antibody

Catalog Number: 98118-1-RR



Basic Information

Catalog Number: 98118-1-RR	GenBank Accession Number: GeneID (NCBI): 17967	Purification Method: Protein A purification
Size: 100ug , 1000 µg/ml	UNIPROT ID: P13595-1	CloneNo.: 240936A4
Source: Rabbit	Full Name: neural cell adhesion molecule 1	
Isotype: IgG	Calculated MW: 119 kDa	

Applications

Tested Applications:
FC

Species Specificity:
mouse

Background Information

Neural cell adhesion molecule 1 (NCAM1, also known as CD56, NCAM, and MSK39) is a membrane-bound cell surface glycoprotein and a member of the immunoglobulin supergene family, which induces cell-to-cell interactions during embryonic development, cell migration, and organogenesis (PMID: 8013635; 1855476; 1391354). Mouse natural killer (NK) cells do not express the murine homolog of CD56 (PMID: 17100875). The molecular weight of NCAM1 changes from the 120 kDa isoform in normal tissue to the 140/180 kDa isoforms in tumors (PMID: 10086383).

Storage

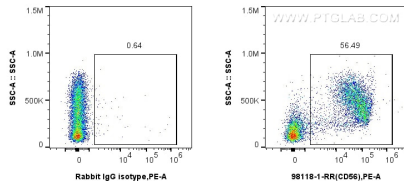
Storage:
Store at 2 - 8°C. Stable for one year after shipment.

Storage Buffer:
PBS with 0.09% sodium azide, pH 7.3.

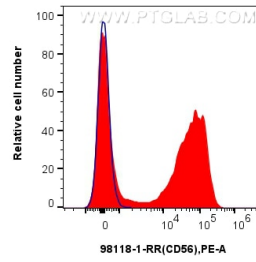
For technical support and original validation data for this product please contact:
T: 1 (888) 4PTGLAB (1-888-478-4522) (toll free in USA), or 1(312) 455-8498 (outside USA)
E: proteintech@ptglab.com
W: ptglab.com

This product is exclusively available under Proteintech Group brand and is not available to purchase from any other manufacturer.

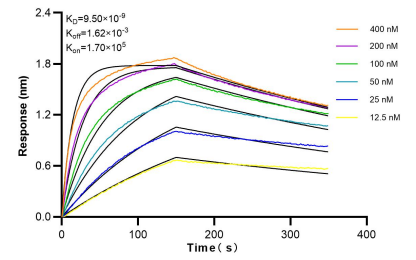
Selected Validation Data



1x10⁶ mouse bone marrow cells were surface stained with 0.25 ug Anti-Mouse CD56 Rabbit Recombinant Antibody (98118-1-RR, Clone: 240936A4) or 0.25 ug Isotype Control, and PE-Conjugated AffiniPure Goat Anti-Rabbit IgG(H+L). Cells were not fixed.



1x10⁶ mouse bone marrow cells were surface stained with 0.25 ug Anti-Mouse CD56 Rabbit Recombinant Antibody (98118-1-RR, Clone: 240936A4) (red) or 0.25 ug Isotype Control (blue), and PE-Conjugated AffiniPure Goat Anti-Rabbit IgG(H+L). Cells were not fixed.



Biolayer interferometry (BLI) kinetic assays of 98118-1-RR against Mouse CD56 were performed. The affinity constant is 9.50 nM.