

For Research Use Only

Anti-Human CD47 Rabbit Recombinant Antibody, PBS Only

Catalog Number: 98131-4-PBS



Basic Information

Catalog Number: 98131-4-PBS	GenBank Accession Number: NM_001777.4	Purification Method: Protein A purification
Size: 1mg, 3 mg/ml	GeneID (NCBI): 961	CloneNo.: 251993A9
Source: Rabbit	UNIPROT ID: Q08722-1	
Isotype: IgG	Full Name: CD47 molecule	
Immunogen Catalog Number: EG1767	Calculated MW: 35kDa	

Applications

Tested Applications:
FC

Species Specificity:
human

Background Information

CD47, also known as integrin-associated protein (IAP), is a member of the immunoglobulin superfamily containing a five-pass transmembrane attachment. CD47 is heavily glycosylated and widely expressed by hematopoietic and nonhematopoietic cells. CD47 interacts with several membrane integrins and also acts a receptor for thrombospondin (THBS1). It is involved in a range of cellular processes, including apoptosis, proliferation, adhesion, and migration. CD47 also functions as a ligand for signal regulatory protein- α (SIRP α). Upon binding CD47, SIRP α initiates a signaling cascade that results in the inhibition of phagocytosis.

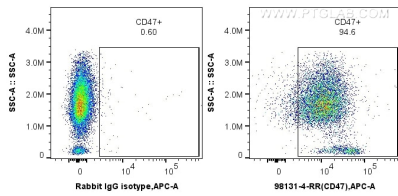
Storage

Storage:
Store at -80°C.
Storage Buffer:
PBS only, pH7.3

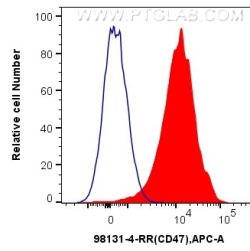
For technical support and original validation data for this product please contact:
T: 1 (888) 4PTGLAB (1-888-478-4522) (toll free in USA), or 1(312) 455-8498 (outside USA) E: proteintech@ptglab.com
W: ptglab.com

This product is exclusively available under Proteintech Group brand and is not available to purchase from any other manufacturer.

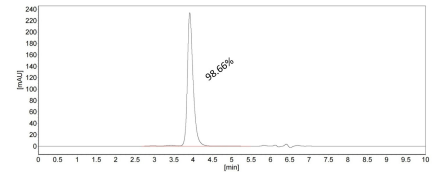
Selected Validation Data



1x10⁶ human peripheral blood lymphocytes were surface stained with 0.25 ug Anti-Human CD47 Rabbit RecAb (98131-4-RR, Clone: 251993A9) or Rabbit IgG Isotype Control RecAb (98136-1-RR, Clone: 240953C9), and APC-Conjugated Goat Anti-Rabbit IgG(H+L). Cells were incubated with FC Receptor Block prior to staining. Cells were not fixed. This data was developed using the same antibody clone with 98131-4-PBS in a different storage buffer formulation.



1x10⁶ human peripheral blood lymphocytes were surface stained with 0.25 ug Anti-Human CD47 Rabbit RecAb (98131-4-RR, Clone:251993A9) (red), or Rabbit IgG Isotype Control RecAb (98136-1-RR, Clone: 240953C9) (blue) and APC-Conjugated Goat Anti-Rabbit IgG(H+L). Cells were incubated with FC Receptor Block prior to staining. Cells were not fixed. This data was developed using the same antibody clone with 98131-4-PBS in a different storage



The purity of Human CD47 Recombinant monoclonal antibody (Cat. No. 98131-4-RR) was greater than 95% as determined by SEC-HPLC.