

For Research Use Only

SIRP Alpha/CD172a Recombinant antibody

Catalog Number: 98225-1-RR



Basic Information

Catalog Number:

98225-1-RR

Size:

100ug, 1000 µg/ml

Source:

Rabbit

Isotype:

IgG

GenBank Accession Number:

NM_007547.4

GeneID (NCBI):

19261

UNIPROT ID:

P97797-2

Full Name:

signal-regulatory protein alpha

Calculated MW:

56 kDa

Purification Method:

Protein A purification

CloneNo.:

241794D9

Applications

Tested Applications:

FC

Species Specificity:

mouse

Background Information

SIRP Alpha, also known as CD172a, SHPS-1, and BIT, belongs to the SIRP family. SIRP Alpha is a transmembrane glycoprotein expressed explicitly on myeloid cells and provides a "do not eat me" signal after engaging with integrin-associated protein CD47 on tumor cells (PMID: 36419386). SIRP Alpha shows heterogeneity in molecular weight (~65-120 kDa) in various tissues due to differential glycosylation (PMID: 18051954).

Storage

Storage:

Store at 2 - 8°C. Stable for one year after shipment.

Storage Buffer:

PBS with 0.09% sodium azide, pH 7.3.

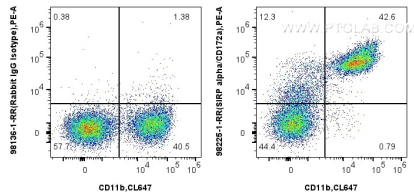
For technical support and original validation data for this product please contact:

T: 1 (888) 4PTGLAB (1-888-478-4522) (toll free in USA), or 1(312) 455-8498 (outside USA)

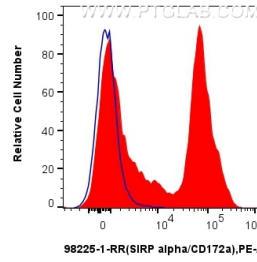
E: proteintech@ptglab.com
W: ptglab.com

This product is exclusively available under Proteintech Group brand and is not available to purchase from any other manufacturer.

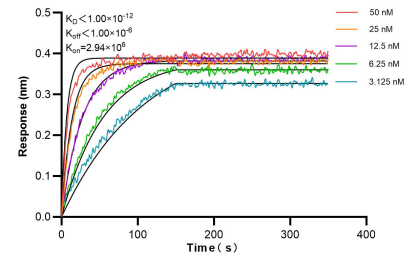
Selected Validation Data



1x10⁶ mouse bone marrow cells were surface stained with 0.25 ug Anti-Mouse SIRP alpha/CD172a Rabbit Recombinant Antibody (98225-1-RR, Clone: 241794D9) or 0.25 ug Rabbit IgG Isotype Control Recombinant Antibody (98136-1-RR, Clone: 240953C9), and PE-Conjugated Goat Anti-Rabbit IgG(H+L). Cells were then stained with CoraLite® Plus 647 Anti-Mouse CD11b. Cells were not fixed.



1x10⁶ mouse bone marrow cells were surface stained with 0.25 ug Anti-Mouse SIRP alpha/CD172a Rabbit Recombinant Antibody (98225-1-RR, Clone: 241794D9) (red) or 0.25 ug Rabbit IgG Isotype Control Recombinant Antibody (98136-1-RR, Clone: 240953C9) (blue), and PE-Conjugated Goat Anti-Rabbit IgG(H+L). Cells were not fixed.



Biolayer interferometry (BLI) kinetic assays of 98225-1-RR against Mouse SIRP Alpha/CD172a were performed. The affinity constant is below 1 pM.