

For Research Use Only

CD147 Recombinant antibody

Catalog Number: 98229-1-RR



Basic Information

Catalog Number:

98229-1-RR

Size:

100ug , 1000 µg/ml

Source:

Rabbit

Isotype:

IgG

GenBank Accession Number:

NM_009768.2

GeneID (NCBI):

12215

UNIPROT ID:

P18572-1

Full Name:

basigin

Calculated MW:

42kDa

Purification Method:

Protein A purification

CloneNo.:

241852B4

Applications

Tested Applications:

FC

Species Specificity:

mouse

Background Information

CD147, also known as Basigin or extracellular matrix metalloproteinase inducer (EMMPRIN), is a transmembrane glycoprotein that belongs to the immunoglobulin superfamily (PMID: 7812975). The molecule is composed of an intracellular portion, an extracellular portion and a single transmembrane region. CD147 is expressed on a variety of cell types (e.g., hematopoietic, epithelial, and endothelial cells) and at varying levels (PMID: 32968061). CD147 is a pleiotropic molecule that plays an important role in fetal, neuronal, lymphocyte and extracellular matrix development (PMID: 17945211).

Storage

Storage:

Store at 2 - 8°C. Stable for one year after shipment.

Storage Buffer:

PBS with 0.09% sodium azide, pH 7.3.

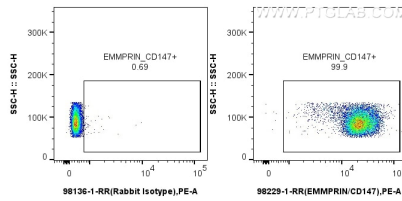
For technical support and original validation data for this product please contact:

T: 1 (888) 4PTGLAB (1-888-478-4522) (toll free in USA), or 1(312) 455-8498 (outside USA)

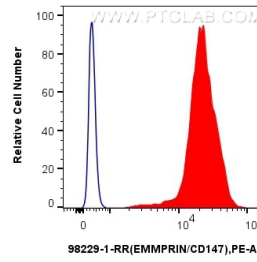
E: proteintech@ptglab.com
W: ptglab.com

This product is exclusively available under Proteintech Group brand and is not available to purchase from any other manufacturer.

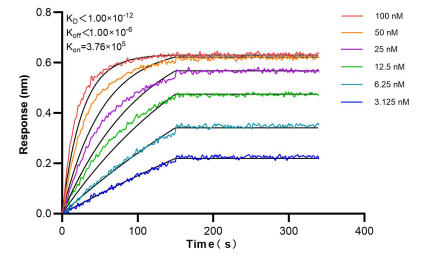
Selected Validation Data



1x10⁶ mouse thymocytes were surface stained with 0.25 ug Anti-Mouse CD147 Rabbit Recombinant Antibody (98229-1-RR, Clone: 241852B4) or Rabbit IgG Isotype Control Recombinant Antibody (98136-1-RR, Clone: 240953C9), and PE-Conjugated Goat Anti-Rabbit IgG(H+L). Cells were not fixed.



1x10⁶ mouse thymocytes were surface stained with 0.25 ug Anti-Mouse CD147 Rabbit Recombinant Antibody (98229-1-RR, Clone: 241852B4) (red) or Rabbit IgG Isotype Control Recombinant Antibody (98136-1-RR, Clone: 240953C9) (blue), and PE-Conjugated Goat Anti-Rabbit IgG(H+L). Cells were not fixed.



Biolayer interferometry (BLI) kinetic assays of 98229-1-RR against Mouse CD147 were performed. The affinity constant is below 1 pM.