

For Research Use Only

Anti-Mouse CD9 Rabbit Recombinant Antibody

Catalog Number: 98270-1-RR



Basic Information

Catalog Number:

98270-1-RR

Size:

100ug , 1000 µg/ml

Source:

Rabbit

Isotype:

IgG

Immunogen Catalog Number:

EG1397

GenBank Accession Number:

NM_007657.3

GeneID (NCBI):

12527

UNIPROT ID:

P40240

Full Name:

CD9 antigen

Calculated MW:

25 kDa

Purification Method:

Protein A purification

CloneNo.:

242432C7

Recommended Dilutions:

FC: 0.25 ug per 10⁶ cells in 100 µl suspension

Applications

Tested Applications:

FC

Species Specificity:

mouse

Positive Controls:

FC : mouse bone marrow cells,

Background Information

The cell-surface molecule CD9, a member of the transmembrane-4 superfamily, interacts with the integrin family and other membrane proteins, and is postulated to participate in cell migration and adhesion. Expression of CD9 enhances membrane fusion between muscle cells and promotes viral infection in some cells (PMID:10459022). It is often used as a mesenchymal stem cell marker (PMID:18005405).

Storage

Storage:

Store at 2 - 8°C. Stable for one year after shipment.

Storage Buffer:

PBS with 0.09% sodium azide, pH7.3

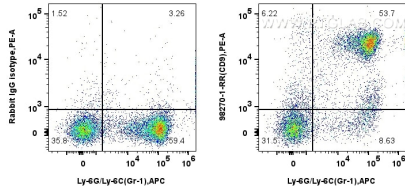
For technical support and original validation data for this product please contact:

T: 1 (888) 4PTGLAB (1-888-478-4522) (toll free in USA), or 1(312) 455-8498 (outside USA)

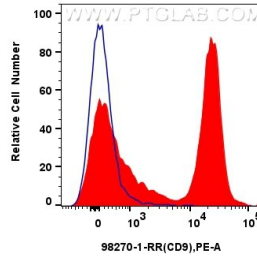
E: proteintech@ptglab.com
W: ptglab.com

This product is exclusively available under Proteintech Group brand and is not available to purchase from any other manufacturer.

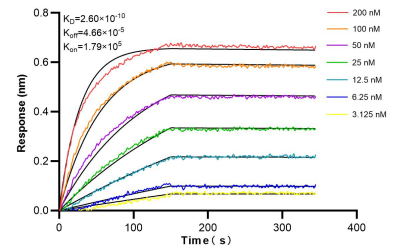
Selected Validation Data



1x10⁶ mouse bone marrow cells were surface stained with 0.25 ug Anti-Mouse CD9 Rabbit Recombinant Antibody (98270-1-RR, Clone: 242432C7) or 0.25 ug Rabbit IgG Isotype Control Recombinant Antibody (98136-1-RR, Clone: 240953C9), and PE-Conjugated Goat Anti-Rabbit IgG(H+L). Cells were co-stained with APC Anti-Mouse Ly-6G/Ly-6C (Gr-1). Cells were not fixed.



1x10⁶ mouse bone marrow cells were surface stained with 0.25 ug Anti-Mouse CD9 Rabbit Recombinant Antibody (98270-1-RR, Clone: 242432C7)(red) or 0.25 ug Rabbit IgG Isotype Control Recombinant Antibody (98136-1-RR, Clone: 240953C9) (blue), and PE-Conjugated Goat Anti-Rabbit IgG(H+L). Cells were not fixed.



Bi-layer interferometry (BLI) kinetic assays of 98270-1-RR against Mouse CD9 were performed. The affinity constant is 0.26 nM.