

For Research Use Only

Anti-Rabbit CD27 Mouse Recombinant Antibody, PBS Only

Catalog Number: 98309-8-PBS



Basic Information

Catalog Number:

98309-8-PBS

Size:

1mg, 3 mg/ml

Source:

Mouse

Isotype:

IgG2a

Immunogen Catalog Number:

EG2485

GenBank Accession Number:

GeneID (NCBI):

100346881

Full Name:

CD27

Purification Method:

Protein A purification

CloneNo.:

250403B10

Applications

Tested Applications:

FC

Species Specificity:

rabbit

Background Information

CD27 (also known as TNFRSF7) is a type I glycoprotein expressed on some B cells and the majority of T cells, and is a member of the tumor necrosis factor (TNF) receptor family. CD27 is required for generation and long-term maintenance of T cell immunity (PMID: 11062504). It is a receptor for CD70 (CD27L). Ligation of CD27 by CD70 induces strong ubiquitination of TRAF and the activation of both canonical and non-canonical NF-kappaB pathways, as well as the JNK pathway (PMID: 19426224). CD27 may also play a role in apoptosis through association with SIVA1.

Storage

Storage:

Store at -80°C.

Storage Buffer:

PBS only, pH7.3

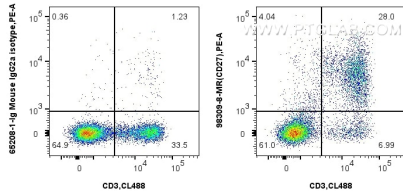
For technical support and original validation data for this product please contact:

T: 1 (888) 4PTGLAB (1-888-478-4522) (toll free in USA), or 1(312) 455-8498 (outside USA)

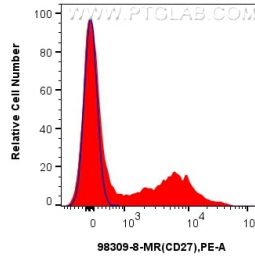
E: proteintech@ptglab.com
W: ptglab.com

This product is exclusively available under Proteintech Group brand and is not available to purchase from any other manufacturer.

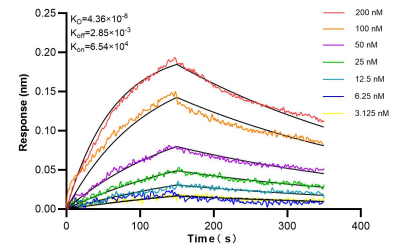
Selected Validation Data



1x10⁶ rabbit splenocytes cells were surface stained with 0.25 ug Anti-Rabbit CD27 Mouse RecAb (98309-8-MR, Clone:250403B10) or Mouse IgG2a Isotype Control (C1.18.4) (65208-1-Ig, Clone: C1.18.4) and PE-conjugated Nano-Secondary® anti-mouse IgG2a(recombinant VHH). Cells were co-stained with CoraLite® Plus 488 Anti-Rabbit CD3. Cells were not fixed. This data was developed using the same antibody clone with 98309-8-PBS in a different storage



1x10⁶ rabbit splenocytes cells were surface stained with 0.25 ug Anti-Rabbit CD27 Mouse RecAb (98309-8-MR, Clone:250403B10)(red) or Mouse IgG2a Isotype Control (C1.18.4) (65208-1-Ig, Clone: C1.18.4)(blue) and PE-conjugated Nano-Secondary® anti-mouse IgG2a(recombinant VHH). Cells were co-stained with CoraLite® Plus 488 Anti-Rabbit CD3. Cells were not fixed. This data was developed using the same antibody clone with 98309-8-PBS in a different storage



Biolayer interferometry (BLI) kinetic assays of 98309-8-MR against Rabbit CD27 were performed. The affinity constant is 43.6 nM.