

For Research Use Only

Anti-Human IFNAR2 Rabbit Recombinant Antibody

Catalog Number: 98474-5-RR



Basic Information

Catalog Number:

98474-5-RR

Size:

100ug, 1000 µg/ml

Source:

Rabbit

Isotype:

IgG

Immunogen Catalog Number:

EG2928

GenBank Accession Number:

NM_207585.2

GeneID (NCBI):

3455

UNIPROT ID:

P48551-1

Full Name:

interferon (alpha, beta and omega) receptor 2

Calculated MW:

58 kDa

Purification Method:

Protein A purification

CloneNo.:

250313D4

Recommended Dilutions:

FC: 0.25 ug per 10⁶ cells in a 100 µl suspension

Applications

Tested Applications:

FC

Species Specificity:

human

Positive Controls:

FC : human blood cells,

Background Information

Interferon alpha/beta receptor 2 (IFNAR2) is a type I membrane protein that associates with IFNAR1 to form the receptor for type I interferons. Binding and activation of the receptor stimulates Janus protein kinases, which in turn phosphorylate several proteins, including STAT1 and STAT2, and then increase transcription of the IFN-induced genes whose products exert antiviral, immunomodulatory, and antiproliferative effects.

Storage

Storage:

Store at 2 - 8°C. Stable for one year after shipment.

Storage Buffer:

PBS with 0.09% sodium azide, pH7.3

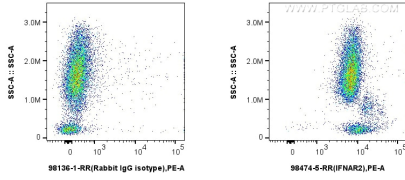
For technical support and original validation data for this product please contact:

T: 1 (888) 4PTGLAB (1-888-478-4522) (toll free in USA), or 1(312) 455-8498 (outside USA)

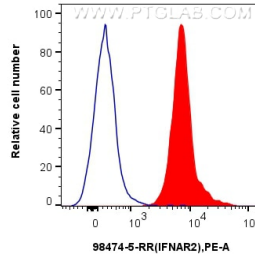
E: proteintech@ptglab.com
W: ptglab.com

This product is exclusively available under Proteintech Group brand and is not available to purchase from any other manufacturer.

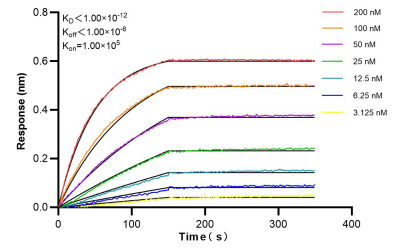
Selected Validation Data



1x10⁶ human blood were surface stained with 0.25 ug Anti-Human IFNAR2 Rabbit RecAb (98474-5-RR, Clone: 250313D4) or 0.25 ug Rabbit IgG Isotype Control RecAb (98136-1-RR, Clone: 240953C9), and PE-Conjugated Goat Anti-Rabbit IgG(H+L). Cells were incubated with FC Receptor Block prior to staining. Cells were not fixed.



1x10⁶ human blood cells were surface stained with 0.25 ug Anti-Human IFNAR2 Rabbit RecAb (98474-5-RR, Clone: 250313D4) (red) or 0.25 ug Rabbit IgG Isotype Control RecAb (98136-1-RR, Clone: 240953C9) (blue), and PE-Conjugated Goat Anti-Rabbit IgG(H+L). Cells were incubated with FC Receptor Block prior to staining. Cells were not fixed.



Bilayer interferometry (BLI) kinetic assays of 98474-5-RR against Human IFNAR2 were performed. The affinity constant is below 1 pM.