

For Research Use Only

Anti-Rat IL-12A/IL-12 p35 Rabbit Recombinant Antibody, PBS Only

Catalog Number: 98594-2-PBS



Basic Information

Catalog Number:

98594-2-PBS

Size:

1mg, 3 mg/ml

Source:

Rabbit

Isotype:

IgG

Immunogen Catalog Number:

EG3823

GenBank Accession Number:

NM_053390.1

GeneID (NCBI):

84405

UNIPROT ID:

Q9R103

Full Name:

interleukin 12a

Calculated MW:

24 kDa

Purification Method:

Protein A purification

CloneNo.:

250739E10

Applications

Tested Applications:

FC (Intra)

Species Specificity:

human, rat

Background Information

IL-12 is a heterodimeric cytokine composed of two glycosylated and disulfide-linked subunits (p40 cysteine-linked to p35). IL-12 is a potent regulator of cell mediated immune responses and it induces IFN-gamma production by NK and T cells. It is produced by activated monocytes/macrophage cells, B lymphocytes, and connective tissue type mast cells (PMID: 24821971; 7612223).

Storage

Storage:

Store at -80°C.

Storage Buffer:

PBS only, pH7.3

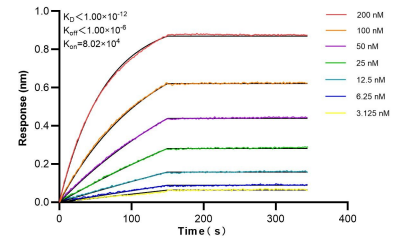
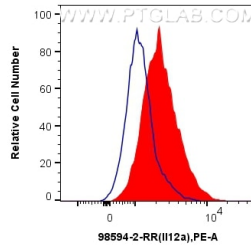
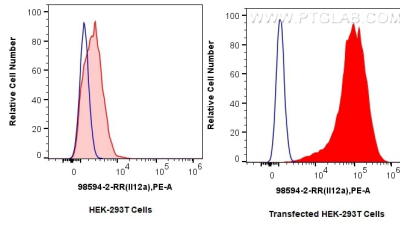
For technical support and original validation data for this product please contact:

T: 1 (888) 4PTGLAB (1-888-478-4522) (toll free in USA), or 1(312) 455-8498 (outside USA)

E: proteintech@ptglab.com
W: ptglab.com

This product is exclusively available under Proteintech Group brand and is not available to purchase from any other manufacturer.


Selected Validation Data



1x10⁶ HEK-293T cells (left) or IL-12A/IL-12 p35 Transfected HEK-293T cells were intracellularly stained with 0.25 ug Anti-Rat IL-12A/IL-12 p35 Rabbit RecAb (98594-2-RR, Clone:250739E10) and PE-Conjugated Goat Anti-Rabbit IgG(H+L)(red), or 0.25 ug Rabbit IgG Isotype Control RecAb (98136-1-RR, Clone: 240953C9) (blue). Cells were fixed and permeabilized with Intracellular Flow Cytometry Fixation & Permeabilization Buffer Kit (PF00019). This data was



1x10⁶ C6 cells were intracellularly stained with 0.25 ug Anti-Rat IL-12A/IL-12 p35 Rabbit RecAb (98594-2-RR, Clone: 250739E10) and PE-Conjugated Goat Anti-Rabbit IgG(H+L) (red), or 0.25 ug Rabbit IgG Isotype Control RecAb (98136-1-RR, Clone: 240953C9) (blue). Cells were fixed and permeabilized with Intracellular Flow Cytometry Fixation & Permeabilization Buffer Kit (PF00019). This data was developed using the same antibody clone with 98594-2-PBS in a



Biolayer interferometry (BLI) kinetic assays of 98594-2-RR against Rat IL-12A/IL-12 p35 were performed. The affinity constant is below 1 pM.