

For Research Use Only

# Anti-Rat IL-12A/IL-12 p35 Rabbit Recombinant Antibody

Catalog Number: 98594-2-RR



## Basic Information

Catalog Number:

98594-2-RR

Size:

100ug, 1000 µg/ml

Source:

Rabbit

Isotype:

IgG

Immunogen Catalog Number:

EG3823

GenBank Accession Number:

NM\_053390.1

GeneID (NCBI):

84405

UNIPROT ID:

Q9R103

Full Name:

interleukin 12a

Calculated MW:

24 kDa

Purification Method:

Protein A purification

CloneNo.:

250739E10

Recommended Dilutions:

FC (Intra): 0.25 ug per 10<sup>6</sup> cells in a 100 µl suspension

## Applications

Tested Applications:

FC (Intra)

Species Specificity:

human, rat

Positive Controls:

FC (Intra): C6 cells, Transfected HEK-293T cells

## Background Information

IL-12 is a heterodimeric cytokine composed of two glycosylated and disulfide-linked subunits (p40 cysteine-linked to p35). IL-12 is a potent regulator of cell mediated immune responses and it induces IFN-gamma production by NK and T cells. It is produced by activated monocytes/macrophage cells, B lymphocytes, and connective tissue type mast cells (PMID: 24821971; 7612223).

## Storage

Storage:

Store at 2 - 8°C. Stable for one year after shipment.

Storage Buffer:

PBS with 0.09% sodium azide, pH7.3

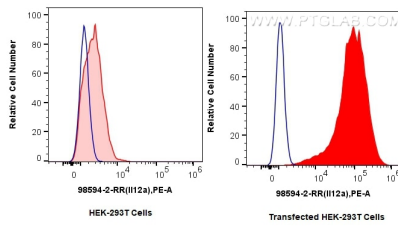
For technical support and original validation data for this product please contact:

T: 1 (888) 4PTGLAB (1-888-478-4522) (toll free in USA), or 1(312) 455-8498 (outside USA)

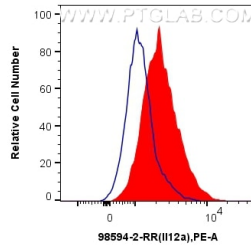
E: [proteintech@ptglab.com](mailto:proteintech@ptglab.com)  
W: [ptglab.com](http://ptglab.com)

**This product is exclusively available under Proteintech Group brand and is not available to purchase from any other manufacturer.**

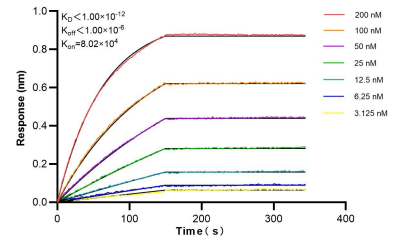
## Selected Validation Data



1x10<sup>6</sup> HEK-293T cells (left) or IL-12A/IL-12 p35 Transfected HEK-293T cells were intracellularly stained with 0.25 ug Anti-Rat IL-12A/IL-12 p35 Rabbit RecAb (98594-2-RR, Clone:250739E10) and PE-Conjugated Goat Anti-Rabbit IgG(H+L)(red), or 0.25 ug Rabbit IgG Isotype Control RecAb (98136-1-RR, Clone: 240953C9) (blue). Cells were fixed and permeabilized with Intracellular Flow Cytometry Fixation & Permeabilization Buffer Kit (PF00019).



1x10<sup>6</sup> C6 cells were intracellularly stained with 0.25 ug Anti-Rat IL-12A/IL-12 p35 Rabbit RecAb (98594-2-RR, Clone: 250739E10) and PE-Conjugated Goat Anti-Rabbit IgG(H+L)(red), or 0.25 ug Rabbit IgG Isotype Control RecAb (98136-1-RR, Clone: 240953C9) (blue). Cells were fixed and permeabilized with Intracellular Flow Cytometry Fixation & Permeabilization Buffer Kit (PF00019).



Bi-layer interferometry (BLI) kinetic assays of 98594-2-RR against Rat IL-12A/IL-12 p35 were performed. The affinity constant is below 1 pM.