

For Research Use Only

# Anti-Human CD32 Rabbit Recombinant Antibody

Catalog Number: 98601-2-RR



## Basic Information

Catalog Number:

98601-2-RR

Size:

100ug, 1000 µg/ml

Source:

Rabbit

Isotype:

IgG

Immunogen Catalog Number:

EG2713

GenBank Accession Number:

NM\_001136219.3

GeneID (NCBI):

2212

UNIPROT ID:

P12318-1

Full Name:

Fc fragment of IgG, low affinity IIa, receptor (CD32)

Calculated MW:

35 kDa

Purification Method:

Protein A purification

CloneNo.:

251087D9

Recommended Dilutions:

FC: 0.25 ug per 10<sup>6</sup> cells in a 100 µl suspension

## Applications

Tested Applications:

FC

Species Specificity:

human

Positive Controls:

FC : human peripheral blood lymphocytes,

## Background Information

CD32 (FcγRII) is a 40 kD transmembrane glycoprotein that binds to the Fc region of IgG with low affinity. CD32 is present on phagocytic cells such as macrophages and neutrophils, and is involved in the process of phagocytosis and clearing of immune complexes.

## Storage

Storage:

Store at 2 - 8°C. Stable for one year after shipment.

Storage Buffer:

PBS with 0.09% sodium azide, pH7.3

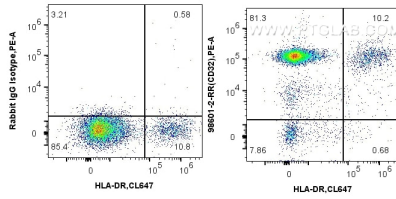
For technical support and original validation data for this product please contact:

T: 1 (888) 4PTGLAB (1-888-478-4522) (toll free in USA), or 1(312) 455-8498 (outside USA)

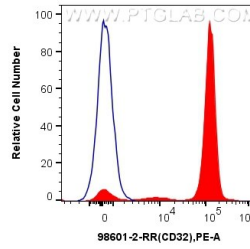
E: [proteintech@ptglab.com](mailto:proteintech@ptglab.com)  
W: [ptglab.com](http://ptglab.com)

This product is exclusively available under Proteintech Group brand and is not available to purchase from any other manufacturer.

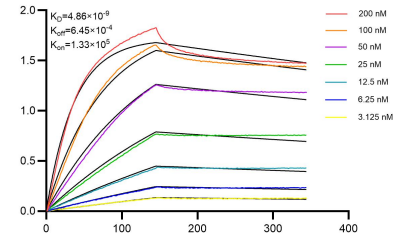
## Selected Validation Data



1x10<sup>6</sup> human peripheral blood lymphocytes were surface stained with 0.25 ug Anti-Human CD32 Rabbit RecAb (98601-2-RR, Clone: 251087D9) or 0.25 ug Rabbit IgG Isotype Control RecAb (98136-1-RR, Clone: 240953C9), and PE-Conjugated Goat Anti-Rabbit IgG(H+L). Cells were then stained with CoraLite® Plus 647 Anti-Human HLA-DR. Cells were incubated with FC Receptor Block prior to staining. Cells were not fixed.



1x10<sup>6</sup> human peripheral blood lymphocytes were surface stained with 0.25 ug Anti-Human CD32 Rabbit RecAb (98601-2-RR, Clone: 251087D9) (red) or Rabbit IgG Isotype Control RecAb (98136-1-RR, Clone: 240953C9) (blue), and PE-Conjugated Goat Anti-Rabbit IgG(H+L). Cells were incubated with FC Receptor Block prior to staining. Cells were not fixed.



Bi-layer interferometry (BLI) kinetic assays of 98601-2-RR against Human CD32 were performed. The affinity constant is 4.86 nM.